



Cavanaugh Macdonald
CONSULTING, LLC

The experience and dedication you deserve

Forest Preserve District Employees' Annuity and Benefit Fund of Cook County

Combined Actuarial Valuation as of December 31, 2023





Cavanaugh Macdonald

CONSULTING, LLC

The experience and dedication you deserve

June 6, 2024

Board of Trustees
Forest Preserve District Employees' Annuity and Benefit Fund of Cook County
Chicago, Illinois

RE: December 31, 2023 Actuarial Valuation

Ladies and Gentlemen:

In accordance with your request, we have completed an actuarial valuation of the Forest Preserve District Employees' Annuity and Benefit Fund of Cook County ("FPEABF" or "the Fund" or "the Plan") as of December 31, 2023. The major findings of the valuation are contained in this report. Cavanaugh Macdonald Consulting (CavMac) performs the actuarial valuation annually.

For purposes of GASB Statement No. 67 and GASB Statement No. 74, we have performed separate actuarial valuations of the pension benefits and retiree health insurance benefits provided by the FPEABF and have prepared actuarial reports based on these valuations. As has been done in past years, we have also performed this combined actuarial valuation of the pension and retiree health insurance benefits provided by the Fund to measure the overall funded status and contribution requirements of the Fund. We believe that such a combined valuation is required under Section 9-199 of the Illinois Pension Code which provides that the Fund shall submit a report each year "containing a detailed statement of the affairs of the Fund, its income and expenditures, and assets and liabilities....". This report is intended to present the results of the combined valuation. For more details on the Funds, readers are encouraged to review the separate GASB 67 and 74 reports. In particular, the separate GASB 75 report values retiree health liabilities at an unfunded 3.26% discount rate, while this combined report values retiree health liabilities at the funded discount rate of 7.00%.

In preparing this report, we relied, without audit by us, on information (some oral and some in writing) supplied by the FPEABF's staff. This information includes, but is not limited to, statutory provisions, employee data, and financial information. We found this information to be reasonably consistent and comparable with information provided in prior years. All exhibits, with the exception of Exhibits 2.1 and 2.2, were prepared by the actuary. The valuation results depend on the integrity of this information. The benefits considered are those delineated in the Fund. The FPEABF was established on July 1, 1931 and is governed by legislation contained in the Illinois Compiled statutes, particularly Chapter 40, as amended and restated effective December 31, 2023. If any of this information is inaccurate or incomplete our results may be different and our calculations may need to be revised. This report was prepared at the request of the Board and is intended for use by the Fund and those designated or approved by the Board. This report may be provided to parties other than the Fund only in its entirety and only with the permission of the Board. CavMac is not responsible for unauthorized use of this report.

Future actuarial measurements may differ significantly from the current measurements presented in this report due to such factors as the following: experience differing from that anticipated by the economic or demographic assumptions; increases or decreases expected as part of the natural operation of the



methodology used for these measurements (such as the end of an amortization period or additional cost or contribution requirements based on the FPEABF's funded status); and changes in fund provisions or applicable law. Due to the limited scope of our assignment, we did not perform an analysis of the potential range of future measurements.

The FPEABF is funded by Employer and Member Contributions. Pursuant to Public Act 102-1131, effective June 1, 2023, the funding policy was amended to increase the annual contribution to the Forest Preserve beginning in 2024. The Forest Preserve's required annual contribution is determined on an actuarial basis and is the sum of (1) the projected normal cost for pensions for the fiscal year, plus (2) a projected unfunded actuarial accrued liability amortization payment for pensions for the fiscal year, plus (3) projected expenses for the fiscal year, plus (4) interest to adjust for payment pattern during the fiscal year, minus (5) projected employee contributions for the fiscal year. The minimum required employer contribution is based on the entry-age normal cost method, a 5-year smoothed actuarial value of assets, and a 30-year layered amortization of unfunded actuarial accrued liability with payments increasing 2% per year. This funding mechanism is sufficient to meet the needs of the FPEABF. We project that the initial FPEABF unfunded pension liabilities used in determining the fiscal year 2024 annual contribution will be fully funded by 2054. Contributions are expected to decrease the UAAL for pensions on December 31, 2027.

The economic and demographic assumptions used in the valuation were adopted by the Board and first reflected in the December 31, 2021 valuation. The Board's recent practice is to review the experience of the FPEABF every four years to determine if any changes to the valuation assumptions are warranted. The assumptions used in the valuation meet the parameters set by the Actuarial Standards of Practice and are based on recommendations made and approved by the Board as part of an Experience Study covering plan years from January 1, 2017 through December 31, 2020. We recommend performing an Experience Study covering plan years from January 1, 2021 through December 31, 2024 to compare economic and demographic experience against the actuarial assumptions used in the valuation. The implementation of updated assumptions would occur during the December 31, 2025 valuation. A summary of the actuarial assumptions and methods used in this actuarial valuation are shown in Appendix C beginning on page 49.

Actuarial computations presented in this report are for purposes of determining the actuarial contribution rates for funding the Fund based on Public Act 102-1131 and the Board's funding policy. The calculations in the enclosed report have been made on a basis consistent with our understanding of the Fund's funding requirements and goals. Determinations for purposes other than meeting these requirements may be significantly different from the results contained in this report. Accordingly, additional determinations may be needed for other purposes.

In order to prepare the results in this report, we have utilized actuarial models that were developed to measure liabilities and develop actuarial costs. These models include tools that we have produced and tested, along with commercially available valuation software that we have reviewed to confirm the appropriateness and accuracy of the output. In utilizing these models, we develop and use input parameters and assumptions about future contingent events along with recognized actuarial approaches to develop the needed results.

The actuary prepared, or assisted in preparing, the following supporting information for the actuarial valuation:

- Comparative Summary of Principal Actuarial Valuation Results
- Actuarial Liabilities and Normal Cost
- Actuarial Contributions per Public Act 102-1131



- Outstanding (Gain)/Loss Bases
- Actuarial Balance Sheet
- Solvency Test
- Reconciliation of Change in Unfunded Actuarial Liability
- History of UAAL and Funded Ratio
- Determination of Actuarial Value of Assets
- Membership Projection
- Payroll Projection
- Projection of Employer Contribution Amounts
- Projection of Funded Status
- Table of Projected Actuarial Results
- Historical Asset Volatility Ratios
- Historical Cash Flows
- Liability Maturity Measures
- Membership Data
- Summary of Benefit Provisions
- Summary of Substantive Plan Provisions for Retiree Health Care
- Description of Actuarial Methods and Valuation Procedures
 - Actuarial Cost Method
 - Asset Valuation Method
 - Valuation Procedures
- Summary of Actuarial Assumptions for Pension Fund
- Summary of Actuarial Assumptions and Methods for Retiree Health Care

The actuaries who worked on this assignment are pension and health care actuaries. CavMac's advice is not intended to be a substitute for qualified legal or accounting counsel.



This is to certify that the independent consulting actuaries, Larry Langer, Wendy Ludbrook and Alisa Bennett are members of the American Academy of Actuaries, have experience in performing valuations for public retirement plans, and meet the qualification standards of the American Academy of Actuaries to render the actuarial opinion contained herein. The valuation was prepared in accordance with principles of practice prescribed by the Actuarial Standards Board and the actuarial calculations were performed by qualified actuaries in accordance with accepted actuarial procedures, based on the current provisions of the retirement fund and on actuarial assumptions that are internally consistent and reasonable based on the actual experience of the Fund and future expectations. However, the Board of Trustees has the final decision regarding the selection of the assumptions and adopted them as indicated in Appendix B.

Respectfully submitted,

A handwritten signature in blue ink, appearing to be 'LL'.

Larry Langer, ASA, EA, FCA, MAAA
Principal and Consulting Actuary

A handwritten signature in blue ink, appearing to be 'Wendy Ludbrook'.

Wendy T. Ludbrook FSA, EA, FCA, MAAA
Consulting Actuary

A handwritten signature in blue ink, appearing to be 'Alisa Bennett'.

Alisa Bennett, FSA, EA, FCA, MAAA
President

A handwritten signature in blue ink, appearing to be 'Ryan Gundersen'.

Ryan Gundersen
Senior Consultant



TABLE OF CONTENTS

Executive Summary	1
Section I: Valuation Results	9
Exhibit 1.1 – Actuarial Liabilities and Normal Cost.....	9
Exhibit 1.2 – Actuarial Contributions per Public Act 102-1131.....	10
Exhibit 1.2a – Outstanding (Gain) / Loss Bases	11
Exhibit 1.3 – Actuarial Balance Sheet	12
Exhibit 1.4 – Solvency Test.....	13
Exhibit 1.5 – Reconciliation of Change in Unfunded Actuarial Liability	14
Exhibit 1.6 – History of UAAL and Funded Ratio	15
Section II: Fund Assets	16
Exhibit 2.1 – Summary of Fair Value of Assets	16
Exhibit 2.2 – Changes in Fair Value of Assets	17
Exhibit 2.3 – Determination of Actuarial Value of Assets	18
Section III: Projections	19
Exhibit 3.1 – Membership Projection	19
Exhibit 3.2 – Payroll Projection.....	20
Exhibit 3.3 – Projection of Employer Contribution Amounts	21
Exhibit 3.4 – Projection of Funded Status	22
Exhibit 3.5 – Table of Projected Actuarial Results.....	23
Section IV: Risk Considerations	24
Exhibit 4.1 – Historical Asset Volatility Ratios.....	26
Exhibit 4.2 – Historical Cash Flows	27
Exhibit 4.3 – Liability Maturity Measures.....	28
Section V: Member Data	29
Exhibit 5.1 – Summary of Members Included in the Valuation	29
Exhibit 5.2 – Age and Service Distribution of Active Members - Total	30
Exhibit 5.3 – Age and Salary Distribution of Active Members.....	31
Exhibit 5.4 – Schedule of Active Member Data	32
Exhibit 5.5 – Member Data Reconciliation	33
Exhibit 5.6 – Retirees and Beneficiaries Added to and Removed from Rolls	34



TABLE OF CONTENTS

Exhibit 5.7 – Schedule of Retired Member Data35

Exhibit 5.8 – Schedule of Retired Members by Type of Benefit and Payment Form.....36

Exhibit 5.9 – Schedule of Retired Members and Beneficiaries37

Exhibit 5.10 – Schedule of Benefit Payments.....38

Section VI: Appendices39

 Appendix A – Summary of Benefit Provisions39

 Appendix B – Summary of Substantive Plan Provisions for Retiree Health Care45

 Appendix C - Description of Actuarial Methods and Valuation Procedures49

 A. Actuarial Cost Method49

 B. Asset Valuation Method.....50

 C. Valuation Procedures50

 Appendix D – Summary of Actuarial Assumptions for Pension Fund.....51

 Appendix E – Summary of Actuarial Assumptions and Methods for Retiree Health Care Plan.....55

 Appendix F – Summary of Legislative Changes62



EXECUTIVE SUMMARY

Overview

The Forest Preserve District Employees’ Annuity and Benefit Fund of Cook County (“FPEABF” or “the Fund” or “the Plan”) provides pension and ancillary benefit payments to the active, retired and separated employees of the Forest Preserve District. A Retirement Board comprised of retiree, employee, and appointed representatives is responsible for administering the Fund and providing oversight of the investment policy. This report presents the results of the actuarial valuation of the Fund benefits as of the valuation date of December 31, 2023.

Purpose

An actuarial valuation is performed on the Fund annually as of the end of the fiscal year. The primary purposes of performing the valuation are:

- to estimate the liabilities for the future benefits expected to be provided by the Fund;
- to determine the actuarial contribution rate, based on Public Act 102-1131 and the Fund’s funding policy;
- to measure and disclose various asset and liability measures;
- to monitor any deviation between actual Fund experience and experience predicted by the actuarial assumptions so that recommendations for assumption changes can be made when appropriate;
- to analyze and report on any significant trends in contributions, assets and liabilities over the past several years.

Membership

Actives: As of December 31, 2023, there were 550 employees in active service (including 4 on disability) covered under the provisions of the Fund. The significant age, service, salary and accumulated contribution information for these employees is summarized below, along with comparative figures from the last actuarial valuation one year earlier.

	December 31, 2023		December 31, 2022	
Number of active employees	550		503	
Average age	45.2		45.7	
Average years of service	9.1		9.6	
Total Annual payroll for year ended	\$	39,618,295	\$	35,856,944
Average annual salary	72,033		71,286	
Total accumulated contributions	\$	32,347,154	\$	30,591,424
Average accumulated contributions	58,813		60,818	

The number of active members increased by 9.3% from the previous valuation date. The average age of the active members decreased by 0.5 years, and the average service decreased 0.5 years. The total annual salary increased by 10.5%. The average salary increased by 1.0% from the previous valuation.

Distributions of active members by age, service, and salary are given in Exhibits 5.2 and 5.3, beginning on page 30.



EXECUTIVE SUMMARY

The salaries shown for active members are the actual salaries reported, but limited by the dollar amount defined under Internal Revenue Code Section 401(a)(17) for affected Tier 1 members and to the paycap legislated for affected Tier 2 members.

A schedule of active member data and reconciliation of the active membership from the previous year is shown in Exhibits 5.4 and 5.5 beginning on page 32.

Disabilities: There were 4 disabled members (included in the active data). There were 2 disabilities in the prior year.

Retirees and Beneficiaries: In addition to the active members, there were 388 retired members and 161 beneficiaries who are receiving monthly benefit payments on the valuation date. The significant age and annual benefit information for these members are summarized below with comparative figures from the last actuarial valuation performed one year earlier.

	December 31, 2023	December 31, 2022
Number of members receiving payments		
Retirees	388	393
Beneficiaries	161	154
Total	549	547
Average age	73.6	73.2
Annual benefit amounts		
Retirees	\$ 16,779,575	\$ 16,615,811
Beneficiaries	3,822,044	3,441,461
Total	\$ 20,601,619	\$ 20,057,272
Average annual benefit payments	\$ 37,526	\$ 36,668

The number of retired members and beneficiaries increased by 0.4% from the previous valuation date. The average age of the retired members increased by 0.4 years. The total annual benefit payments for these members increased by 2.7% from the previous valuation date.

Distributions of retired members by age and form of payment are given in Exhibit 5.7 through 5.10 on pages 35 through 38.

Inactives: In addition to the active and retired members, there were 1,609 inactive members who did not elect to receive their accumulated contributions when they left covered employment. The age information for these inactive members is summarized below with comparative figures from the last actuarial valuation one year earlier.

	December 31, 2023	December 31, 2022
Number of inactive members	1,609	1,579
Average age	45.5	45.1

The number of inactive members increased by 1.9% from the previous valuation. The average age of the inactive members increased by 0.4 years.



EXECUTIVE SUMMARY

In our opinion, the membership data collected and prepared for use in this actuarial valuation meets the data quality standards required under Actuarial Standards of Practice No. 23.

Fund Assets

The Fund's assets are held in trust and invested for the exclusive benefit of Fund members. The trust is funded by member and employer contributions and pays benefits directly to eligible members in accordance with Fund provisions. The assets are audited annually and are reported at fair value. On a fair value basis, the Fund has a Net Position Available for Benefits of \$202.0 million as of December 31, 2023. This includes a increase of \$8.0 million over the Net Position Available for Benefits of \$194.0 million as of December 31, 2022. During the prior year, the fair value of assets experienced an investment rate of return of 13.02% (net of investment expenses), as reported by the investment consultant.

In order to reduce the volatility investment gains and losses can have on the Fund's actuarially required contribution and funded status, the Board has adopted a five-year smoothing method as provided for in Public Act 102-1131 to determine the actuarial value of assets used for funding purposes. This method recognizes gains and losses, i.e. the difference between actual investment return during the year and the expected return based on the valuation interest rate, on a level basis over a five-year period. In our opinion, this method complies with Actuarial Standards of Practice No. 44.

As of December 31, 2023, the assets available for benefits on an actuarial value basis were \$212.8 million. This includes a decrease of \$1.0 million over the actuarial value of assets of \$213.8 million as of December 31, 2022. During 2023, the actuarial value of assets experienced an actuarial rate of return of 7.04% which is based on a five-year averaging of investment returns.

A summary of the assets held for investment, a summary of changes in assets, and the development of the actuarial value of assets is shown in Section II beginning on page 15.

Actuarial Experience

Differences between the expected experience based on the actuarial assumptions and the actual experience create changes in the actuarial accrued liability, actuarial value of assets, and the unfunded actuarial accrued liability from one year to the next. These changes create an actuarial gain if the experience is favorable and an actuarial loss if the experience is unfavorable. The Fund experienced a total net actuarial loss of \$0.4 million during the prior year. This net loss is about 0.1% of the Fund's prior year actuarial accrued liability. The net loss is a combination of two principal factors, demographic experience and investment performance under actuarial smoothing. Below is a more detailed discussion.

The demographic experience tracks actual changes in the Fund's population compared to the assumptions for decrements such as mortality, turnover, and retirement, as well as pay increases. The Fund experienced a demographic loss of \$0.5 million during the year ending December 31, 2023. This loss increased the unfunded actuarial accrued liability by \$0.5 million and decreased the funded ratio by 0.08%.

There were 437 active members who were also reported active in the December 31, 2022 actuarial valuation. The total pensionable salary for this group increased by 4.8%, which was higher than the 3.8% increase that was expected.

Continued tracking of the demographic experience is warranted in order to confirm the appropriateness of the actuarial assumptions. Details of the demographic, economic, and other assumptions used to value the



EXECUTIVE SUMMARY

Fund liabilities and normal cost can be found in Appendix C, D and E. In our opinion, the economic assumptions comply with Actuarial Standards of Practice No. 27 and the demographic assumptions comply with Actuarial Standards of Practice No. 35.

On the asset side, the rate of return on the fair value of assets for the year ending December 31, 2023 was reported to be 13.02%, which was higher than the assumed rate of 7.00%.

The Fund experienced a gain on an actuarial value of assets basis. The rate of return on the actuarial value of Fund assets for the year ending December 31, 2023 was approximately 7.04% compared to the assumption of 7.00%, resulting in an asset gain of \$0.1 million. This gain decreased the unfunded actuarial accrued liability by \$0.1 million and increased the funded ratio by 0.02%.

The rate of return on the fair value of assets for the year ending December 31, 2023 was higher than the assumed rate of 7.00%. The actuarial value of the assets recognizes only 20% of the 2023 unexpected change in fair value, delaying the recognition of the remaining 80% over the next four years. Moreover, the actuarial value of assets also recognizes deferred portions of prior years' gains and losses on fair value. The overall investment gain recognized this year is primarily due to cumulative unrecognized returns over the past five years. It should be noted that the Fund's assumed asset return of 7.00% during 2023 is a long-term rate and short-term performance is not necessarily indicative of expected long-term future returns.

A summary of the actuarial gains and losses experienced during the prior year is shown in Exhibit 1.5 on page 14.

Actuarial Contributions

The FPEABF is funded by Employer and Member Contributions. Pursuant to Public Act 102-1131, effective June 1, 2023, the funding policy was amended to increase the annual contribution to the Forest Preserve beginning in 2024. The Forest Preserve's required annual contribution is determined on an actuarial basis and is the sum of (1) the projected normal cost for pensions for the fiscal year, plus (2) a projected unfunded actuarial accrued liability amortization payment for pensions for the fiscal year, plus (3) projected expenses for the fiscal year, plus (4) interest to adjust for payment pattern during the fiscal year, minus (5) projected employee contributions for the fiscal year. The minimum required employer contribution is based on the entry-age normal cost method, a 5-year smoothed actuarial value of assets, and a 30-year layered amortization of unfunded actuarial accrued liability with payments increasing 2% per year. This funding mechanism is sufficient to meet the needs of the FPEABF. We project that the initial FPEABF unfunded pension liabilities used in determining the fiscal year 2024 annual contribution will be fully funded by 2054. Subsequent unfunded liabilities, which are small in comparison, are expected to be fully funded in 30 years from establishment.

The normal cost represents the cost of the benefits that accrue during the year for active members under the Entry Age Actuarial Cost Method. It is determined as a level percentage of pay which, if paid from entry age to the assumed retirement age, assuming all the actuarial assumptions are exactly met by experience, would accumulate to a fund sufficient to pay all benefits provided by the Fund. The expected member contributions are subtracted from this amount to determine the employer normal cost. The employer normal cost for 2024 attributable to pension and retiree health care benefits has been determined to be \$2.3 million, or 5.68% of pay. This represents a decrease of 0.08% from last year's employer normal cost rate of 5.76%.



EXECUTIVE SUMMARY

The employer normal cost attributable to pensions for fiscal year 2025 is projected to be \$1.7 million or 3.86% of projected pay. This amount is used in the determination of the employer's required contribution for fiscal year 2025.

The cost method also determines the actuarial accrued liability which represents the value of all accumulated past normal cost payments. This amount is compared to the actuarial value of assets to determine if the Fund is ahead or behind in funding as of the valuation date. The difference between the total actuarial accrued liability and the actuarial value of assets equals the amount of unfunded actuarial accrued liability or surplus (if negative) on the valuation date. This amount is amortized and added to the employer normal cost plus Fund expenses to determine the annual actuarially required employer contribution for the year.

The unfunded actuarial accrued liability as of December 31, 2023 is \$173.14 million. This represents an increase of \$8.83 million in the unfunded actuarial accrued liability from last year's amount of \$164.31 million.

To determine the statutory employer's required contribution for pension benefits for fiscal year 2025, the unfunded actuarial accrued liability attributable to pensions as of December 31, 2023 is projected to December 31, 2024 based on expected employer's normal cost for pensions, Fund expenses, employer and employee contributions, and interest. The unfunded actuarial accrued liability attributable to pensions as of December 31, 2024 is estimated to be \$147.1 million. The annual payment required to amortize the unfunded actuarial accrued liability of \$147.1 million, over a period of 30 years, as of December 31, 2024 is \$9.5 million, or 22.1% of pay. Together with the projected employer normal cost for pensions for fiscal year 2025 of \$1.7 million results in the statutory employer's required contribution for pension equal to \$11.1 million. Under the statutory funding policy, retiree healthcare continues to be funded on a pay-as-you-go basis. The projected retiree healthcare benefit payments for fiscal year 2025 is \$1.6 million. This results in a total statutory employer required contribution for fiscal year 2025 equal to \$12.7 million, an increase of \$0.3 million over the prior year.

The actuarial liabilities and development of the annual actuarial employer contribution is shown in Exhibits 1.1 and 1.2 beginning on page 9.

In our opinion, the measurement of the benefit obligations and determination of the actuarial cost of the Fund is performed in compliance with Actuarial Standards of Practice No. 4.

Funded Status

The funded status is a measure of the progress that has been made in funding the Fund as of the valuation date. It is determined as a ratio of the actuarial value of assets divided by the total actuarial accrued liability on the valuation date. A ratio of over 100% represents a Fund that is ahead in funding, and a ratio of less than 100% represents a Fund that is behind in funding on the valuation date.

As of December 31, 2023 the funded ratio of the Fund is 55.13%. This represents a decrease of 1.41% from last year's funded ratio of 56.54% as of December 31, 2022.

Where presented, references to "funded ratio" and "unfunded accrued liability" are typically measured on an actuarial value of assets basis. It should be noted that the same measurements using market value of assets would result in different funded ratios and unfunded accrued liabilities. Moreover, the funded ratio presented is appropriate for evaluating the need and level of future contributions but makes no assessment



EXECUTIVE SUMMARY

regarding the funded status of the Fund if the plan were to settle (i.e. purchase annuities) for a portion or all of its liabilities.

A history of the unfunded actuarial accrued liability and the funded ratio is shown in Exhibit 1.6 on page 15.

Accounting Information

The Governmental Accounting Standards Board (GASB) issues statements which establish financial reporting standards for defined benefit pension Funds and accounting for the pension expenditures and expenses for governmental employers. The required financial reporting information for the Fund and the Employer under GASB No. 67 and GASB No. 74 can be found in separate reports. Beginning with the financial reporting information for December 31, 2023 the data and liabilities used are based on the current valuation information and not a roll forward of the prior year's information for GASB No. 67 and 68.

Projections

As part of the annual actuarial valuation, a forecast of expected future valuation results is performed over a 35-year period beginning on the valuation date. This analysis provides a dynamic look into the future to identify trends in future employer contributions and funded status. The forecast replaces active members who are assumed to decrement (retire, separate, etc.) during the period with new employees resulting in a stable active membership. The forecast assumes all actuarial assumptions are exactly realized each year during the forecast period and that the Retiree Healthcare contribution continues on a pay-as-you-go basis. The results of these forecasts can be found in Section III.

Changes in Fund Provisions

There were no changes in benefits or other Fund provisions considered in this actuarial valuation since the last valuation performed as of December 31, 2022.

A description of the plan provisions can be found in Appendix A and B of Section VI of the report beginning on page 39.



EXECUTIVE SUMMARY

Changes in Actuarial Assumptions, Methods, or Procedures

Assumptions: Health care cost trend rates that apply to expected claims, premiums and retiree contributions were updated for pre and post-Medicare. This change increased the Retiree Healthcare Portion of the Actuarial Accrued Liability by \$0.3 million.

Methods: None.

Procedures: None

Funding Policy: None.

All results presented in this report for years prior to the December 31, 2018 were performed by the prior actuary(s).



FOREST PRESERVE DISTRICT EMPLOYEES' ANNUITY AND BENEFIT FUND
PRINCIPAL ACTUARIAL VALUATION RESULTS

Actuarial Valuation as of	December 31, 2023	December 31, 2022
Summary of Member Data		
Number of Members Included in the Valuation:		
Active Members	550	503
Retirees and Beneficiaries	549	547
Inactive Members	<u>1,609</u>	<u>1,579</u>
Total	2,708	2,629
Annual Payroll		
Average	\$ 72,033	\$ 71,286
Annual Benefit Payments		
Retirees and Beneficiaries (Average) ¹	\$ 37,526	\$ 36,668
Investment Returns		
Fair Value Rate of Return (net of investment expenses) ²	13.02%	-11.47%
Actuarial Value Rate of Return	7.04%	5.05%
Summary of Assets and Liabilities		
Total Actuarial Accrued Liability	\$ 385,907,064	\$ 378,124,032
Actuarial Value of Assets	<u>212,762,876</u>	<u>213,809,301</u>
Unfunded Actuarial Accrued Liability	\$ 173,144,188	\$ 164,314,731
Funded Ratio	55.13%	56.54%
Fiscal Year	2025	2024
Statutory Employer Actuarial Required Contribution ³		
Projected Employer Normal Cost for Pensions	\$ 4,966,792	\$ 4,496,216
Projected Unfunded Actuarial Accrued Liability Amortization Payment for Pensions	9,158,516	8,997,996
Projected Expenses ⁴	1,711,203	1,698,813
Interest	<u>491,138</u>	<u>469,478</u>
Statutory Employer Actuarial Required Contribution	\$ 16,327,649	\$ 15,662,503
Projected Employee Contributions	<u>3,639,867</u>	<u>3,247,941</u>
Statutory Employer Total Funding Policy Contribution	\$ 12,687,782	\$ 12,414,562

¹The average annual benefit payments for retirees only is \$43,246 as of December 31, 2023 and \$42,279 as of December 31, 2022

²Rate of return Provided by the CCPF.

³The funding policy was changed per Public Act 102-1131 effective June 1, 2023 and first effective for the FYE 2024 contribution.

⁴Includes the projected administrative expense and Retiree Healthcare expense for fiscal year 2025 equal to \$148,621 and \$1,562,582, respectively.

⁵The Actuarially Determined Contribution is based the employer's normal cost and Unfunded Actuarial Accrued Liability attributable to pensions and retiree healthcare. The contribution is determined based on the Board policy of a 30-year level dollar amortization payment on the Unfunded Liability plus the Employer's Normal Cost.



SECTION I – VALUATION RESULTS

EXHIBIT 1.1
ACTUARIAL LIABILITIES AND NORMAL COST

Actuarial Liabilities	Tier 1		Tier 2		Total		December 31, 2022 Total	
1. Present Value of Projected Benefits								
a. Retirement Benefits	\$ 99,358,613		\$ 21,830,574		\$ 121,189,187		\$ 117,328,512	
b. Withdrawal Benefits	2,822,202		9,427,837		12,250,039		10,884,820	
c. Death Benefits	1,035,036		509,653		1,544,689		1,464,326	
d. Retiree Health Insurance	8,937,346		6,371,689		15,309,035		13,880,227	
Total	\$ 112,153,197		\$ 38,139,753		\$ 150,292,950		\$ 143,557,885	
2. Retired Members and Beneficiaries Receiving Pension Benefits	238,906,254		214,612		239,120,866		236,300,083	
3. Retired Members' Retiree Health Insurance	15,796,078		-		15,796,078		15,788,882	
4. Inactive Members with Deferred Pension Benefits	17,676,371		1,578,157		19,254,528		18,406,478	
5. Inactive Members' Retiree Health Insurance	1,388,784		-		1,388,784		1,178,233	
6. Total Present Value of Projected Benefits (1. + 2. + 3. + 4. + 5.)	\$ 385,920,684		\$ 39,932,522		\$ 425,853,206		\$ 415,231,561	
7. Present Value of Future Normal Costs	20,836,614		19,109,528		39,946,142		37,107,529	
8. Total Actuarial Accrued Liability (6. - 7.)	\$ 365,084,070		\$ 20,822,994		\$ 385,907,064		\$ 378,124,032	
a. Active Member Pension Benefits	84,411,357		15,920,239		100,331,596		97,200,464	
b. Active Member Retiree Health Insurance	6,905,226		3,109,986		10,015,212		9,249,892	
c. Retired Members and Beneficiaries Receiving Pension Benefits	238,906,254		214,612		239,120,866		236,300,083	
d. Retired Members' Retiree Health Insurance	15,796,078		-		15,796,078		15,788,882	
e. Inactive Members with Deferred Pension Benefits	17,676,371		1,578,157		19,254,528		18,406,478	
f. Inactive Members' Retiree Health Insurance	1,388,784		-		1,388,784		1,178,233	

Normal Cost as of December 31, 2023	Tier 1		Tier 2		Total		December 31, 2022 Total	
Projected Capped Payroll for Fiscal Year 2024	\$ 17,660,715		\$ 23,588,232		\$ 41,248,947		\$ 37,053,667	
1. Total Normal Cost	Amount	% of Pay	Amount	% of Pay	Amount	% of Pay	Amount	% of Pay
a. Retirement Benefits	\$ 2,436,581	13.80%	\$ 1,450,092	6.15%	\$ 3,886,673	9.42%	\$ 3,635,767	9.81%
b. Withdrawal Benefits	222,926	1.26%	583,711	2.47%	806,637	1.96%	689,371	1.86%
c. Duty Disability Benefits	4,376	0.02%	6,923	0.03%	11,299	0.03%	6,771	0.02%
d. Ordinary Disability Benefits	209,992	1.19%	10,917	0.05%	220,909	0.54%	131,486	0.35%
e. Death Benefits	38,227	0.22%	34,784	0.15%	73,011	0.18%	67,156	0.18%
f. Retiree Health Insurance	285,198	1.61%	419,087	1.78%	704,285	1.71%	605,726	1.63%
g. Administrative Expenses	62,080	0.35%	82,916	0.35%	144,996	0.35%	146,542	0.40%
Total	\$ 3,259,380	18.46%	\$ 2,588,430	11.01%	\$ 5,847,810	14.18%	\$ 5,282,819	14.26%
2. Expected Member Contributions	\$ 1,501,161	8.50%	\$ 2,005,000	8.50%	\$ 3,506,161	8.50%	\$ 3,149,562	8.50%
3. Employer Normal Cost (1. - 2.)	\$ 1,758,219	9.96%	\$ 583,430	2.51%	\$ 2,341,649	5.68%	\$ 2,133,257	5.76%

Numbers may not add due to rounding



SECTION I – VALUATION RESULTS

EXHIBIT 1.2

**ACTUARIAL CONTRIBUTIONS
Per Public Act 102-1131**

	Fiscal Year Ending December 31, 2025	Fiscal Year Ending December 31, 2024
Development of Employer Contribution		
Projected Unfunded Actuarial Accrued Liability		
1. Pension Actuarial Accrued Liability Beginning of Fiscal Year	\$ 358,706,990	\$ 351,907,025
2. Actuarial Value of Assets Beginning of Fiscal Year	<u>212,762,876</u>	<u>213,809,301</u>
3. Unfunded Actuarial Accrued Liability (UAAL) (1 - 2)	\$ 145,944,114	\$ 138,097,724
4. Total Normal Cost for Fiscal Year 2023	\$ 4,998,529	\$ 4,530,551
5. Expenses for Fiscal Year 2023	\$ 144,996	\$ 146,542
6. Proposed Contributions for the Fiscal Year 2023	\$ (14,113,896)	\$ (5,830,927)
7. Interest		
a. Unfunded Actuarial Accrued Liability	\$ 10,216,088	\$ 9,666,841
b. Total Normal Cost	349,897	317,139
c. Expenses	10,150	10,258
d. Contributions	<u>(485,632)</u>	<u>(200,631)</u>
e. Total	\$ 10,090,503	\$ 9,793,607
8. Projected Unfunded Actuarial Accrued Liability as of December 31, 2023 (3 + 4 + 5 + 6 + 7e)	\$ 147,064,246	\$ 146,737,497
Amortization		
9. Previous Outstanding Balance	\$ 147,381,267	\$ -
Previous Charge/(Credit) Amortizations	9,177,956	-
10. New Charge/(Credit) Base	\$ (317,021)	\$ 146,737,498
New Charge/(Credit) Amortization	(19,440)	8,997,996
11. New Charge/(Credit) Base - Assumption Change	\$ -	\$ -
New Charge/(Credit) Amortization - Assumption Change	-	-
Total Plan Contribution		
12. Normal Cost Projected to Beginning of the Fiscal Year	\$ 4,966,792	\$ 4,496,216
13. Amortization Payments	9,158,516	8,997,996
14. Expenses Expected to be Paid During the Fiscal Year	148,621	150,206
15. Interest	491,138	469,478
16. Total Contribution for the Fiscal Year	<u>\$ 14,765,067</u>	<u>\$ 14,113,896</u>
Employee Contribution		
17. Expected Fiscal Year Tier I Payroll	\$ 17,660,715	\$ 17,970,692
18. Expected Fiscal Year Tier II Payroll	23,588,232	19,082,975
19. Expected Fiscal Year Employee Contributions	<u>\$ 3,639,867</u>	<u>\$ 3,247,941</u>
Employer Pension Contribution (16 - 19)	\$ 11,125,200	\$ 10,865,955
Employer Retiree Health Care Expense	<u>1,562,582</u>	<u>1,548,607</u>
Employer Total Funding Policy Contribution	\$ 12,687,782	\$ 12,414,562

The funding policy was changed per Public Act 102-1131 effective June 1, 2023 and first effective for the FYE 2024 contribution.



SECTION I – VALUATION RESULTS

EXHIBIT 1.2A

OUTSTANDING (GAIN)/LOSS BASES

Date	Total	Outstanding Balance for Base Established December 31	
		2023	2024
		<u>Experience</u>	<u>Experience</u>
December 31, 2023	146,737,498	146,737,498	
December 31, 2024	147,064,246	147,381,267	(317,021)

Payment Year	Total	Amortization Payment Schedule for Base Established December 31				
		2023	2024	2025	2026	2027
FY 2025	8,997,996	8,997,996	-	-	-	-
FY 2026	9,158,516	9,177,956	(19,440)	-	-	-
FY 2027	9,341,686	9,361,515	(19,829)	-	-	-
FY 2028	9,528,519	9,548,745	(20,226)	-	-	-
FY 2029	9,719,089	9,739,720	(20,631)	-	-	-
FY 2030	9,913,470	9,934,514	(21,044)	-	-	-
FY 2031	10,111,739	10,133,204	(21,465)	-	-	-
FY 2032	10,313,974	10,335,868	(21,894)	-	-	-
FY 2033	10,520,253	10,542,585	(22,332)	-	-	-
FY 2034	10,730,658	10,753,437	(22,779)	-	-	-
FY 2035	10,945,271	10,968,506	(23,235)	-	-	-
FY 2036	11,164,176	11,187,876	(23,700)	-	-	-
FY 2037	11,387,460	11,411,634	(24,174)	-	-	-
FY 2038	11,615,210	11,639,867	(24,657)	-	-	-
FY 2039	11,847,514	11,872,664	(25,150)	-	-	-
FY 2040	12,084,464	12,110,117	(25,653)	-	-	-
FY 2041	12,326,153	12,352,319	(26,166)	-	-	-
FY 2042	12,572,676	12,599,365	(26,689)	-	-	-
FY 2043	12,824,129	12,851,352	(27,223)	-	-	-
FY 2044	13,080,612	13,108,379	(27,767)	-	-	-
FY 2045	13,342,225	13,370,547	(28,322)	-	-	-
FY 2046	13,609,070	13,637,958	(28,888)	-	-	-
FY 2047	13,881,251	13,910,717	(29,466)	-	-	-
FY 2048	14,158,876	14,188,931	(30,055)	-	-	-
FY 2049	14,442,054	14,472,710	(30,656)	-	-	-
FY 2050	14,730,895	14,762,164	(31,269)	-	-	-
FY 2051	15,025,513	15,057,407	(31,894)	-	-	-
FY 2052	15,326,023	15,358,555	(32,532)	-	-	-
FY 2053	15,632,543	15,665,726	(33,183)	-	-	-
FY 2054	15,945,241	15,979,088	(33,847)	-	-	-
FY 2055	(34,458)	-	(34,458)	-	-	-



SECTION I – VALUATION RESULTS

EXHIBIT 1.3

ACTUARIAL BALANCE SHEET

Financial Resources	December 31, 2023	
1. Actuarial Value of Assets	\$	212,762,876
2. Present Value of Future Contributions		
a. Expected Member Contributions	\$	23,950,435
b. Employer Normal Cost		<u>15,995,707</u>
c. Total	\$	39,946,142
3. Unfunded Actuarial Accrued Liability/(Reserve)	\$	173,144,188
4. Total Assets (1. + 2.c. + 3.)	\$	<u>425,853,206</u>

Benefit Obligations	December 31, 2023	
1. Present Value of Future Benefits		
a. Active Members	\$	150,292,950
b. Retirees and Beneficiaries		254,916,944
c. Inactive Members		<u>20,643,312</u>
d. Total	\$	<u>425,853,206</u>



SECTION I – VALUATION RESULTS

EXHIBIT 1.4

SOLVENCY TEST

Year Ended	Aggregate Accrued Liability for:				Portion of Accrued Liabilities Covered by Assets		
	(1)	(2)	(3)	(4)	(1)	(2)	(3)
	Active and Inactive Members Accumulated Contributions	Members Currently Receiving Benefits	Active and Inactive Members Employer Portion	Actuarial Value of Assets	Min[(4)/(1),1]	Min[((4)-(1))/(2),1]	Max[((4)-(1)-(2))/(3),0]
December 31, 2014	\$ 29,765,059	\$ 195,545,122	\$ 89,924,666	\$ 189,917,999	100.00%	81.90%	0.00%
December 31, 2015	31,403,346	198,790,240	92,570,555	193,729,043	100.00%	81.66%	0.00%
December 31, 2016	32,875,566	201,056,136	96,275,920	198,244,885	100.00%	82.25%	0.00%
December 31, 2017	32,887,657	201,091,945	96,933,238	204,273,172	100.00%	85.23%	0.00%
December 31, 2018	33,549,682	208,432,573	94,702,656	202,894,946	100.00%	81.25%	0.00%
December 31, 2019	34,895,654	213,490,445	95,036,243	203,486,292	100.00%	78.97%	0.00%
December 31, 2020	35,812,867	222,672,355	96,644,674	209,707,146	100.00%	78.09%	0.00%
December 31, 2021	37,194,547	239,326,124	91,367,736	218,414,061	100.00%	75.72%	0.00%
December 31, 2022	36,877,426	252,088,965	89,157,641	213,809,301	100.00%	70.19%	0.00%
December 31, 2023	38,809,886	254,916,944	92,180,234	212,762,876	100.00%	68.24%	0.00%



SECTION I – VALUATION RESULTS

EXHIBIT 1.5

RECONCILIATION OF CHANGE IN UNFUNDED ACTUARIAL LIABILITY

Development of Unfunded Actuarial Liability	
1. Unfunded Actuarial Accrued Liability as of December 31, 2022	\$ 164,314,731
2. Total Normal Cost Paid During 2023	5,459,333
3. Interest on 1. and 2.	<u>11,689,876</u>
4. Employer Contribution Requirement of Normal Cost Plus Interest on Unfunded Liability for Period January 1, 2023 to December 31, 2023	\$ 17,149,209
5. Actual Total Contribution for the Year	8,740,792
6. Interest on 5.	<u>300,754</u>
7. Increase in Unfunded Liability Due to Employer Contribution Plus Interest Being Less Than Normal Cost Plus Interest on Unfunded Liability (4. - (5.+6.))	\$ 8,107,663
8. Increase/(Decrease) in Unfunded Liability Due to:	
a. Investment Return Lower/(Higher) Than Assumed	\$ (67,052)
b. Salary Increases Higher/(Lower) Than Assumed	378,008
c. Assumption changes	276,499
d. Plan changes	-
e. Other Sources	<u>134,339</u>
9. Net Increase/(Decrease) in Unfunded Liability for the Year (7. + 8a. + 8b. + 8c. + 8d. + 8e.)	\$ 8,829,457
10. Unfunded Actuarial Accrued Liability as of December 31, 2023 (1. + 9.)	\$ 173,144,188



EXHIBIT 1.6

HISTORY OF UAAL AND FUNDED RATIO

Valuation Date	Actuarial Accrued Liability (AAL)	Actuarial Value of Assets (AVA)	Funded Ratio (AVA as a % of AAL)	Unfunded Actuarial Accrued Liability (UAAL)
December 31, 2014	\$ 315,234,847	\$ 189,917,999	60.25%	\$ 125,316,848
December 31, 2015	322,764,141	193,729,043	60.02%	129,035,098
December 31, 2016	330,207,622	198,244,885	60.04%	131,962,737
December 31, 2017	330,912,840	204,273,172	61.73%	126,639,668
December 31, 2018	336,684,911	202,894,946	60.26%	133,789,965
December 31, 2019	343,422,342	203,486,292	59.25%	139,936,050
December 31, 2020	355,129,896	209,707,146	59.05%	145,422,750
December 31, 2021	367,888,407	218,414,061	59.37%	149,474,346
December 31, 2022	378,124,032	213,809,301	56.54%	164,314,731
December 31, 2023	385,907,064	212,762,876	55.13%	173,144,188



SECTION II – PLAN ASSETS

EXHIBIT 2.1

SUMMARY OF FAIR VALUE OF ASSETS

Asset Category	Fair Value as of December 31, 2023		Fair Value as of December 31, 2022	
	Amount	%	Amount	%
1. Short-Term Investments	\$ 4,705,807	2.42%	\$ 1,589,218	0.84%
2. Investments at Fair Value				
a. U.S. and International Equities	\$ 96,908,683	49.79%	\$ 90,939,493	48.24%
b. U.S. Government and Government Agency Obligations	1,813,805	0.93%	2,635,651	1.40%
c. Corporate Bonds	91,697	0.05%	197,976	0.11%
d. Collective International Equity Fund	25,198,606	12.95%	24,729,319	13.12%
e. Commingled Fixed Income Fund	40,973,008	21.05%	36,210,591	19.21%
f. Hedge Funds	5,132,035	2.64%	8,976,896	4.76%
g. Real Estate	<u>19,397,706</u>	9.97%	<u>22,624,210</u>	12.00%
h. Total	\$ 189,515,540	97.37%	\$ 186,314,136	98.83%
3. Collateral Held for Securities Lending	\$ 405,956	0.21%	\$ 620,180	0.33%
4. Total Assets (1. + 2.h. + 3.)	\$ 194,627,303	100.00%	\$ 188,523,534	100.00%
5. Receivables				
a. Interest and Dividends	\$ 356,655		\$ 340,385	
b. Investments Sold	-		-	
c. Other Receivables	<u>8,136,425</u>		<u>6,817,462</u>	
d. Total	\$ 8,493,080		\$ 7,157,847	
6. Payables				
a. Investments Purchased	\$ 51,641		\$ 256,047	
b. Securities Lending Collateral	405,956		620,180	
c. Other Payables	<u>669,707</u>		<u>821,119</u>	
d. Total	\$ 1,127,304		\$ 1,697,346	
7. Net Position for Pension Benefits [4. + 5.d. – 6.d.]	\$ 201,993,079		\$ 193,984,035	



SECTION II – PLAN ASSETS

EXHIBIT 2.2

CHANGES IN FAIR VALUE OF ASSETS

Transactions	December 31, 2023	December 31, 2022
Additions		
1. Contributions		
a. Contributions from Employers	\$ 3,934,985	\$ 4,128,016
b. Contributions from Plan Members	<u>3,289,023</u>	<u>3,061,721</u>
c. Total	\$ 7,224,008	\$ 7,189,737
2. Net Investment Income		
a. Interest and Dividends	\$ 1,865,814	\$ 1,901,434
b. Net Appreciation	22,068,365	(27,332,155)
c. Net Securities Lending Income	<u>7,273</u>	<u>8,117</u>
d. Total	\$ 23,941,452	\$ (25,422,604)
e. Less Investment Expense	<u>387,162</u>	<u>540,455</u>
f. Net Investment Income (Loss)	\$ 23,554,290	\$ (25,963,059)
g. Miscellaneous	1,577,516	1,264,074
h. Employee Transfers	(60,732)	(8,533)
3. Total Additions (1c. + 2f. + 2g. + 2h.)	\$ 32,295,082	\$ (17,517,781)
Deductions		
4. Benefits and Expenses		
a. Retirement Benefits	\$ 23,465,569	\$ 22,726,411
b. Refund of Contributions and Death Benefit	674,142	814,676
c. Administrative Expenses	146,327	147,887
d. Miscellaneous - Benefit Expenses	<u>-</u>	<u>-</u>
5. Total Deductions	\$ 24,286,038	\$ 23,688,974
6. Net Increase (3. - 5.)	\$ 8,009,044	\$ (41,206,755)
Net Position Held in Trust for Pension Benefits		
a. Beginning of Year	\$ 193,984,035	\$ 235,190,790
b. End of Year	\$ 201,993,079	\$ 193,984,035



SECTION II – PLAN ASSETS

EXHIBIT 2.3

DETERMINATION OF ACTUARIAL VALUE OF ASSETS

Development of Actuarial Value of Assets		Amount		
1. Actuarial Value of Assets as of December 31, 2022		\$ 213,809,301		
2. Unrecognized Return as of December 31, 2022		(19,825,266)		
3. Fair Value of Assets as of December 31, 2022 (1. + 2.)		\$ 193,984,035		
4. Contributions				
a. Member (includes purchased service)		\$ 3,289,023		
b. Employer		3,934,985		
c. Miscellaneous contributions		1,516,784		
d. Total		\$ 8,740,792		
5. Distributions				
a. Benefit payments		\$ 23,465,569		
b. Refund of contributions		674,142		
c. Administrative expenses		146,327		
d. Total		\$ 24,286,038		
6. Expected Return at 7.00% on				
a. Item 1.		\$ 14,966,651		
b. Item 2.		(1,387,769)		
c. Item 4.d.		300,753		
d. Item 5.d.		835,635		
e. Total (a. + b. + c. - d.)		13,044,000		
7. Actual Return on Fair Value for Fiscal Year, net of Investment Expenses		\$ 23,554,290		
8. Return to be Spread for Fiscal year (7. - 6e.)*		\$ 10,510,290		
9. Total Fair Value of Assets as of December 31, 2023		\$ 201,993,079		
10. Return to be Spread				
		Unrecognized		
	Fiscal Year	Return to be Spread	Unrecognized Percent	Return
	2023	\$ 10,510,290	80.00%	\$ 8,408,232
	2022	(41,901,908)	60.00%	(25,141,145)
	2021	11,440,012	40.00%	4,576,005
	2020	6,935,557	20.00%	1,387,111
	2019	20,290,155	0.00%	-
				\$ (10,769,797)
11. Actuarial Value of Assets (9. - 10.)				\$ 212,762,876
12. Recognized rate of return for the Year on Actuarial Value of Assets				7.04%
13. Rate of Return for the Year on Market Value of Assets (reported by the Fund - net of inv. expenses)				13.02%

* Annual Return to be Spread calculation is based on assumed 7.00% investment return which includes an assumption that all expenses and revenues are paid mid-year on average



EXHIBIT 3.1

MEMBERSHIP PROJECTION

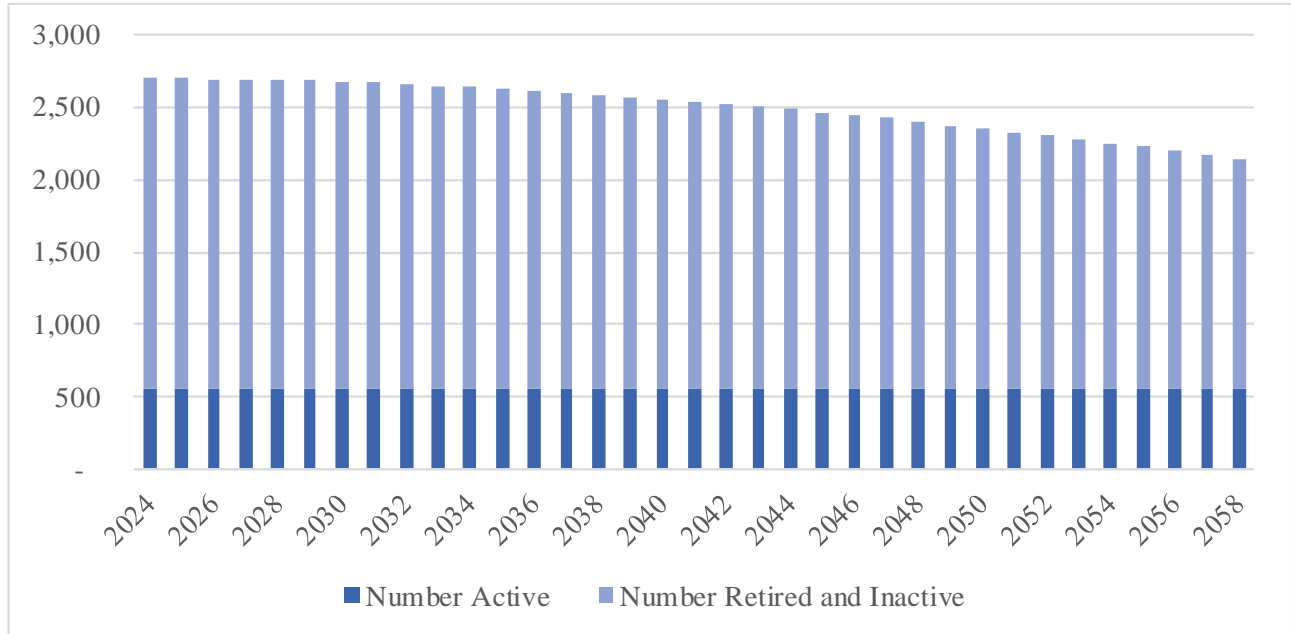




EXHIBIT 3.2

PAYROLL PROJECTION
(In Millions)

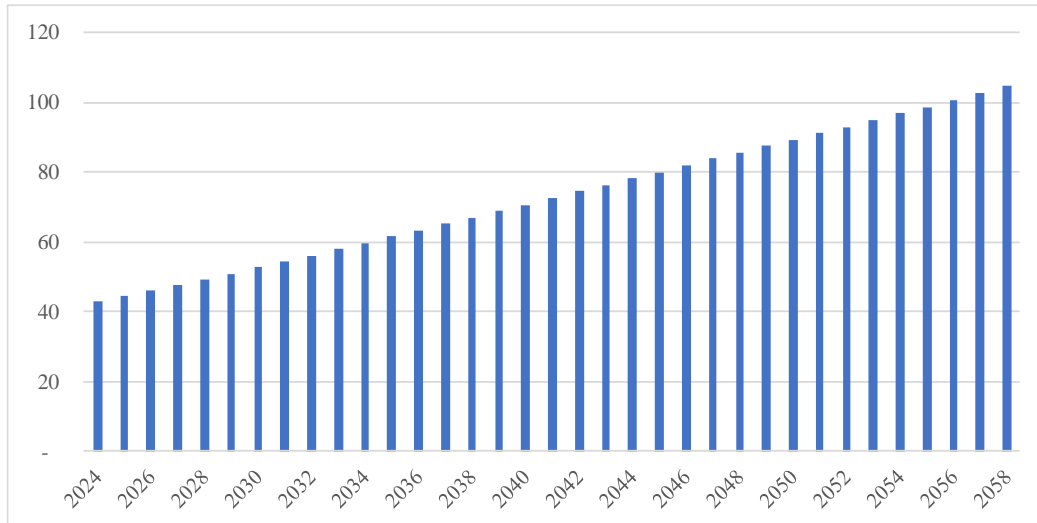




EXHIBIT 3.3

PROJECTION OF EMPLOYER CONTRIBUTION AMOUNTS
(In Millions)

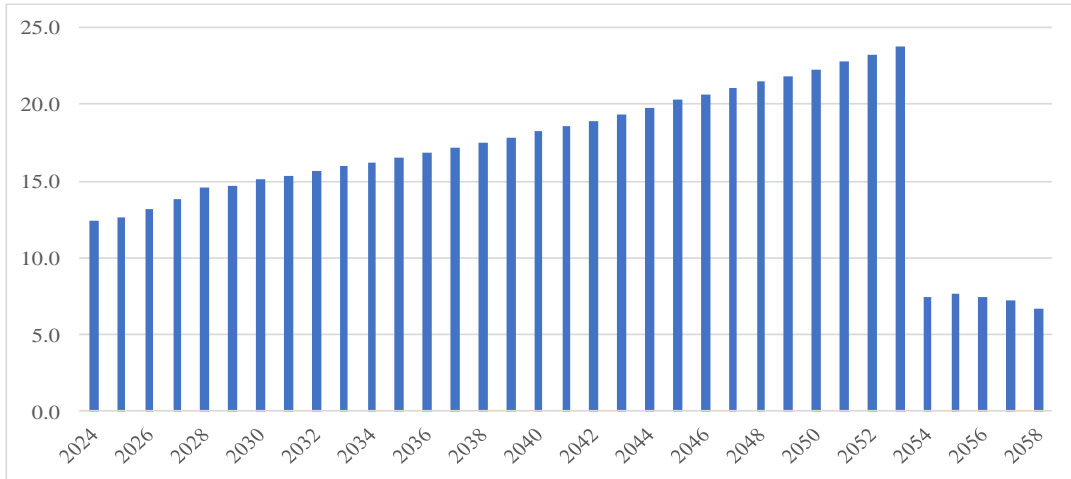
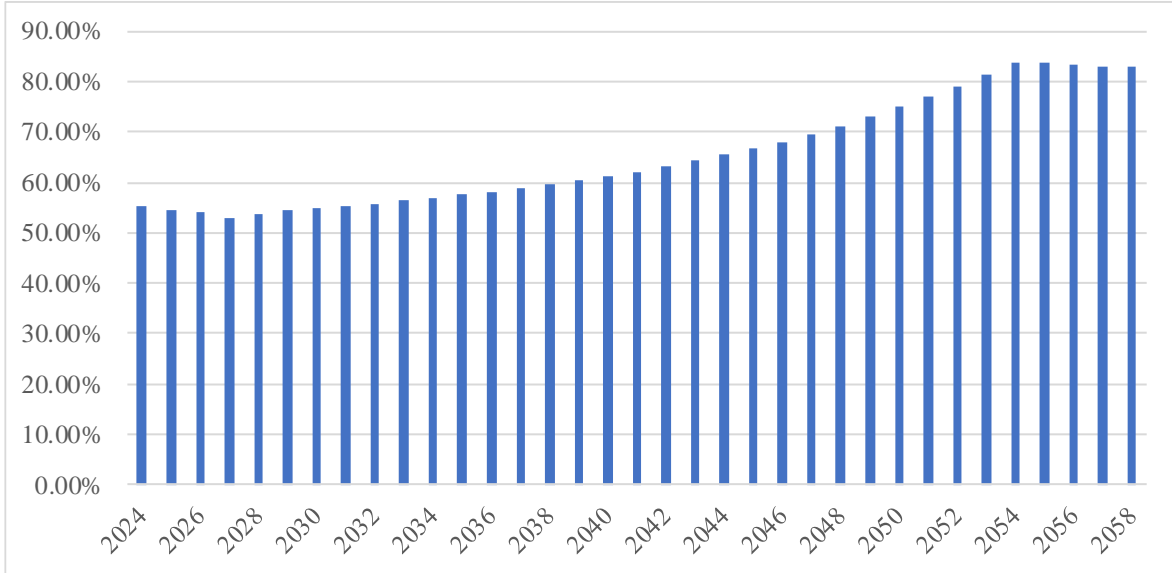




EXHIBIT 3.4

PROJECTION OF FUNDED STATUS





SECTION III – PROJECTIONS

EXHIBIT 3.5

TABLE OF PROJECTED ACTUARIAL RESULTS

Calendar Year	Pensions									Retiree Health Care				Total		
	Beginning of Year			Cashflows during Calendar Year			Beginning of Year				Beginning of Year					
	Payroll	Accrued Liability	Actuarial Value of Assets	Unfunded Accrued Liability	Pension Funded Ratio	Total Payout	Employee Contributions	County Pension Contribution	Accrued Liability	Actuarial Value of Assets	Unfunded Accrued Liability	RHC Funded Ratio	Total Payout	Funded Ratio	Projected County Contribution	Total as % of payroll
2024	\$ 41.2	\$ 359	\$ 213	\$ 146	59.3%	\$ 22.9	\$ 3.3	\$ 10.9	\$ 27	\$ -	\$ 27	0.0%	\$ 1.5	55.1%	\$ 12.4	30.06%
2025	42.8	365	215	150	58.9%	23.3	3.5	11.1	28	-	28	0.0%	1.6	54.7%	12.7	29.63%
2026	44.4	372	217	155	58.2%	24.2	3.6	11.5	29	-	29	0.0%	1.6	54.0%	13.2	29.66%
2027	46.0	379	216	163	57.0%	24.9	3.8	12.1	30	-	30	0.0%	1.7	52.8%	13.8	29.97%
2028	47.6	385	224	161	58.2%	25.9	3.9	12.8	32	-	32	0.0%	1.8	53.8%	14.5	30.54%
2029	49.3	391	230	161	58.8%	26.7	4.0	12.8	33	-	33	0.0%	1.9	54.3%	14.7	29.91%
2030	51.0	397	236	161	59.5%	27.5	4.2	13.1	34	-	34	0.0%	2.0	54.8%	15.1	29.58%
2031	52.6	402	242	160	60.2%	28.3	4.3	13.3	35	-	35	0.0%	2.0	55.3%	15.4	29.25%
2032	54.3	408	248	160	60.9%	29.1	4.5	13.6	36	-	36	0.0%	2.1	55.9%	15.7	28.88%
2033	56.0	412	254	158	61.6%	29.8	4.6	13.8	38	-	38	0.0%	2.1	56.4%	16.0	28.48%
2034	57.8	417	260	157	62.3%	30.5	4.8	14.1	39	-	39	0.0%	2.1	57.0%	16.2	28.04%
2035	59.7	421	266	155	63.1%	31.0	4.9	14.3	41	-	41	0.0%	2.2	57.5%	16.5	27.71%
2036	61.4	426	272	153	64.0%	31.5	5.1	14.6	43	-	43	0.0%	2.2	58.2%	16.8	27.41%
2037	63.2	430	279	151	64.9%	32.1	5.2	14.8	44	-	44	0.0%	2.3	58.8%	17.1	27.12%
2038	65.1	434	286	148	65.9%	32.7	5.4	15.1	46	-	46	0.0%	2.3	59.6%	17.5	26.83%
2039	66.9	438	294	145	67.0%	33.2	5.5	15.4	48	-	48	0.0%	2.5	60.3%	17.8	26.65%
2040	68.8	442	301	141	68.1%	33.7	5.7	15.6	50	-	50	0.0%	2.6	61.2%	18.2	26.50%
2041	70.7	446	310	136	69.4%	34.1	5.8	15.9	52	-	52	0.0%	2.7	62.1%	18.6	26.30%
2042	72.6	450	318	131	70.8%	34.4	6.0	16.2	55	-	55	0.0%	2.8	63.1%	18.9	26.11%
2043	74.5	454	328	126	72.3%	34.8	6.2	16.5	57	-	57	0.0%	2.9	64.2%	19.3	25.97%
2044	76.4	458	338	119	73.9%	35.0	6.3	16.8	60	-	60	0.0%	3.0	65.4%	19.8	25.92%
2045	78.3	462	350	112	75.7%	35.3	6.5	17.1	62	-	62	0.0%	3.2	66.7%	20.3	25.89%
2046	80.1	466	362	104	77.6%	35.5	6.7	17.4	65	-	65	0.0%	3.3	68.1%	20.6	25.74%
2047	81.9	471	375	96	79.7%	35.7	6.8	17.7	68	-	68	0.0%	3.4	69.6%	21.1	25.69%
2048	83.8	476	390	86	81.9%	35.7	7.0	18.0	71	-	71	0.0%	3.5	71.3%	21.5	25.63%
2049	85.6	481	406	75	84.4%	35.9	7.1	18.3	74	-	74	0.0%	3.6	73.1%	21.9	25.55%
2050	87.4	487	423	63	87.0%	36.1	7.3	18.6	78	-	78	0.0%	3.6	75.0%	22.2	25.46%
2051	89.2	493	442	51	89.7%	36.3	7.4	19.0	81	-	81	0.0%	3.8	77.0%	22.8	25.55%
2052	91.1	499	463	36	92.7%	36.5	7.6	19.3	85	-	85	0.0%	3.9	79.2%	23.3	25.54%
2053	93.0	506	485	21	95.9%	36.6	7.7	19.7	89	-	89	0.0%	4.1	81.5%	23.7	25.53%
2054	94.9	513	509	4	99.3%	36.9	7.9	3.2	94	-	94	0.0%	4.3	83.9%	7.5	7.88%
2055	96.8	521	518	3	99.5%	37.2	8.1	3.3	98	-	98	0.0%	4.4	83.7%	7.6	7.89%
2056	98.8	529	527	1	99.8%	37.3	8.2	2.9	103	-	103	0.0%	4.6	83.5%	7.5	7.59%
2057	100.8	537	537	-	100.0%	37.8	8.4	2.4	108	-	108	0.0%	4.8	83.2%	7.2	7.14%
2058	102.8	546	547	-	100.0%	38.0	8.6	1.6	114	-	114	0.0%	5.1	82.8%	6.7	6.51%
2059	104.9	556	556	-	100.0%	38.4	8.7	1.9	120	-	120	0.0%	5.3	82.3%	7.2	6.90%

The estimates above are based upon assumptions regarding future events, which may or may not materialize.
 The basis for this projection is the December 31, 2023 Actuarial Valuation performed by Cavanaugh Macdonald.



SECTION IV

RISK CONSIDERATIONS

Actuarial Standards of Practice are issued by the Actuarial Standards Board and are binding on credentialed actuaries practicing in the United States. These standards generally identify what the actuary should consider, document and disclose when performing an actuarial assignment. In November, 2018, Actuarial Standard of Practice Number 51, *Assessment and Disclosure of Risk in Measuring Pension Obligations*, (ASOP 51) was issued as final with application to measurement dates on or after November 1, 2018. This ASOP, which applies to funding valuations, actuarial projections, and actuarial cost studies of proposed plan changes, is first applicable for the December 31, 2018 actuarial valuation for FPEABF.

A typical retirement fund faces many different risks, but the greatest risk is the inability to make benefit payments when due. If fund assets are depleted, benefits may not be paid which could create legal and litigation risk or the fund could become “pay as you go”. The term “risk” is most commonly associated with an outcome with undesirable results. However, in the actuarial world, risk is translated into uncertainty. The actuarial valuation process uses many actuarial assumptions to project how future contributions and investment returns will meet the cash flow needs for future benefit payments. Of course, we know that actual experience will not unfold exactly as anticipated by the assumptions and that uncertainty, whether favorable or unfavorable, creates risk. ASOP 51 defines risk as the potential of actual future measurements to deviate from expected results due to actual experience that is different than the actuarial assumptions.

The various risk factors for a given fund can have a significant impact – good or bad – on the actuarial projection of liability and contribution rates.

There are a number of risks inherent in the funding of a defined benefit fund. These include:

- economic risks, such as investment return and inflation;
- demographic risks such as mortality, payroll growth, aging population including impact of baby boomers, and retirement ages;
- contribution risk, i.e., the potential for contribution rates to be too high for the plan sponsor/employer to pay and
- external risks such as the regulatory and political environment.

There is a direct correlation between healthy, well-funded retirement plans and consistent contributions equal to the full actuarial contribution rate each year. As noted earlier in this report, the current funding mechanism is sufficient to meet the needs of the FPEABF.



SECTION IV

RISK CONSIDERATIONS

In an actuarially funded plan, the most significant risk factor is investment return because of the volatility of returns and the size of fund assets compared to payroll (see Exhibit 4.1). A perusal of historical returns over 10-20 years reveals that the actual return each year is rarely close to the average return for the same period. This is an expected result given the underlying capital market assumptions and the fund’s asset allocation.

A key demographic risk for all retirement systems is improvements in mortality (longevity) greater than anticipated. While the actuarial assumptions reflect small, continuous improvements in mortality experience and these assumptions are refined every experience study, the risk arises because there is a possibility of some sudden shift, perhaps from a significant medical breakthrough that could quickly increase liabilities. Likewise, there is some possibility of a significant public health crisis that could result in a significant number of additional deaths in a short time period, which would also be significant, although more easily absorbed. While these events could happen, it represents a small probability and thus represents much less risk than the volatility associated with investment returns.

The following exhibits summarize some historical information that helps indicate how certain key risk metrics have changed over time.

Low Default Risk Obligation Measure

Under the revised Actuarial Standards of Practice (ASOP) No. 4 effective for valuations after February 15, 2023, we are required to include a low-default-risk obligation measure of the System’s pension liability in our funding valuation report. This is an informational disclosure as described below and would not be appropriate for assessing the funding progress or health of the plan. This measure uses the unit credit cost method and reflects all the assumptions and provisions of the funding valuation, except that the discount rate is derived from considering low-default-risk fixed income securities. We considered the FTSE Pension Discount Curve based on market bond rates published by the Society of Actuaries as of December 31, 2023 and with the 30-year spot rate used for all durations beyond 30. Using these assumptions, we calculate a liability of approximately \$428,236,947. This amount approximates the termination liability if the plan (or all covered employment) ended on the valuation date and all of the accrued benefits had to be paid with cash-flow matched bonds. This assurance of funded status and benefit security is typically more relevant for corporate plans than for governmental plans since governments rarely have the need or option to completely terminate a plan. However, this informational disclosure is required for all plans whether corporate or governmental and care should be taken to ensure the one size fits all metric is not misconstrued.



SECTION IV– RISK CONSIDERATIONS

EXHIBIT 4.1

HISTORICAL ASSET VOLATILITY RATIOS

As a retirement system matures, the size of the market value of assets increases relative to the covered payroll of active members, on which the Fund is funded. The size of the fund assets relative to covered payroll, sometimes referred to as the asset volatility ratio, is an important indicator of the contribution risk for the Fund. The higher this ratio, the more sensitive a fund’s contribution rate is to investment return volatility. In other words, it will be harder to recover from investment losses with increased contributions.

Valuation Date	Market Value of Assets	Covered Payroll	Asset Volatility Ratio
12/31/2014	\$ 201,309,174	\$ 29,811,912	6.75
12/31/2015	192,322,370	32,007,657	6.01
12/31/2016	191,202,398	34,509,011	5.54
12/31/2017	210,370,946	35,078,173	6.00
12/31/2018	190,398,076	34,071,319	5.59
12/31/2019	211,687,354	35,056,459	6.04
12/31/2020	221,439,748	35,159,979	6.30
12/31/2021	235,190,790	35,059,352	6.71
12/31/2022	193,984,035	35,856,944	5.41
12/31/2023	201,993,079	39,618,295	5.10

The assets at December 31, 2023 are 510% of payroll so underperforming the investment return assumption by 1% (i.e., earn 6.00% for one year) is equivalent to 5.10% of payroll. While the actual impact in the first year is mitigated by the asset smoothing method and amortization of the UAL, this illustrates the risk associated with volatile investment returns.



SECTION IV– RISK CONSIDERATIONS

EXHIBIT 4.2

HISTORICAL CASH FLOWS

Funds with negative cash flows will experience increased sensitivity to investment return volatility. Cash flows, for this purpose, are measured as contributions less benefit payments. If the Fund has negative cash flows and then experiences returns below the assumed rate, there are fewer assets to be reinvested to earn the higher returns that typically follow. While any negative cash flow will produce such a result, it is typically a negative cash flow of more than 5% of MVA that causes significant concerns. This is the case for FPEABF.

Year Ended	Market Value of Assets	Contributions	Benefit Payments	Net Cash Flow	Net Cash Flow as a Percent of MVA
12/31/2014	\$ 201,309,174	\$ 7,180,318	\$ 18,995,425	\$ (11,815,107)	-5.87%
12/31/2015	192,322,370	7,597,326	19,001,594	(11,404,268)	-5.93%
12/31/2016	191,202,398	8,070,536	19,510,723	(11,440,187)	-5.98%
12/31/2017	210,370,946	7,426,344	18,611,643	(11,185,299)	-5.32%
12/31/2018	190,398,076	8,161,537	19,552,067	(11,390,530)	-5.98%
12/31/2019	211,687,354	8,133,797	20,343,817	(12,210,020)	-5.77%
12/31/2020	221,439,748	8,238,672	20,159,427	(11,920,755)	-5.38%
12/31/2021	235,190,790	8,178,645	21,291,500	(13,112,855)	-5.58%
12/31/2022	193,984,035	8,453,811	23,549,620	(15,095,809)	-7.78%
12/31/2023	201,993,079	8,801,524	24,200,443	(15,398,919)	-7.62%



EXHIBIT 4.3

LIABILITY MATURITY MEASUREMENTS

Most public sector retirement systems have been in operation for many years. As a result, they have aging fund populations indicated by an increasing ratio of retirees to active members and a growing percentage of retiree liability. The retirement of the remaining baby boomers over the next decade is expected to further exacerbate the aging of the retirement system population. With more of the total liability residing with retirees, investment volatility has a greater impact on the funding of the Fund since it is more difficult to restore the system financially after losses occur when there is comparatively less payroll over which to spread costs.

Projections provide the most effective way of analyzing the impact of these changes on future funding measures, but studying several key metrics from the valuation can also provide some valuable insight.

Valuation Date	Retiree Liability	Total Actuarial Liability	Retiree Percentage	Covered Payroll	Ratio
12/31/2014	\$ 195,545,122	\$ 315,234,847	62.0%	\$ 29,811,912	10.57
12/31/2015	198,790,240	322,764,141	61.6%	32,007,657	10.08
12/31/2016	201,056,136	330,207,622	60.9%	34,509,011	9.57
12/31/2017	201,091,945	330,912,840	60.8%	35,078,173	9.43
12/31/2018	208,432,573	336,684,911	61.9%	34,071,319	9.88
12/31/2019	213,490,445	343,422,342	62.2%	35,056,459	9.80
12/31/2020	222,672,355	355,129,896	62.7%	35,159,979	10.10
12/31/2021	239,326,124	367,888,407	65.1%	35,059,352	10.49
12/31/2022	252,088,965	378,124,032	66.7%	35,856,944	10.55
12/31/2023	254,916,944	385,907,064	66.1%	39,618,295	9.74



EXHIBIT 5.1

SUMMARY OF MEMBERS INCLUDED IN THE VALUATION

	December 31, 2023	December 31, 2022
Active Members (includes 4 disabled in 2023 and 2 in 2022)		
(1) Number	550	503
(2) Average Age	45.2	45.7
(3) Average Credited Service	9.1	9.6
(4) Average Annual Earnings (limited for Pension purposes)	\$72,033	\$71,286
Retirees and Beneficiaries		
(1) Number	549	547
(2) Average Age	73.6	73.2
(3) Average Monthly Pension Benefit	\$3,127	\$3,056
Inactive Members (not refunded contributions or commenced benefits)		
(1) Number	1,609	1,579
(2) Average Age	45.5	45.1
Total Number of Members	2,708	2,629



SECTION V—MEMBER DATA

EXHIBIT 5.2

AGE AND SERVICE DISTRIBUTION OF ACTIVE MEMBERS
(as of December 31, 2023)
Total

Age		0-4	5-9	10-14	15-19	20-24	25-29	30-34	35-39	40 & Up	Total
24 & Under	Number	36	-	-	-	-	-	-	-	-	36
	Average Salary	\$44,092	\$0	\$0	\$0	\$0	\$0	\$0	\$0	\$0	\$44,092
25-29	Number	48	3	-	-	-	-	-	-	-	51
	Average Salary	\$51,123	\$43,014	\$0	\$0	\$0	\$0	\$0	\$0	\$0	\$50,646
30-34	Number	25	21	8	-	-	-	-	-	-	54
	Average Salary	\$60,082	\$74,204	\$70,275	\$0	\$0	\$0	\$0	\$0	\$0	\$67,084
35-39	Number	26	22	18	3	-	-	-	-	-	69
	Average Salary	\$69,999	\$73,015	\$74,812	\$72,010	\$0	\$0	\$0	\$0	\$0	\$72,304
40-44	Number	20	23	10	15	2	-	-	-	-	70
	Average Salary	\$65,849	\$74,984	\$81,740	\$76,349	\$80,924	\$0	\$0	\$0	\$0	\$73,801
45-49	Number	17	13	9	12	3	1	-	-	-	55
	Average Salary	\$70,600	\$75,887	\$86,882	\$85,899	\$106,173	\$81,245	\$0	\$0	\$0	\$79,986
50-54	Number	16	13	11	8	2	3	2	-	-	55
	Average Salary	\$68,621	\$83,343	\$102,443	\$83,411	\$114,431	\$84,968	\$105,161	\$0	\$0	\$84,903
55-59	Number	12	13	12	13	3	3	7	1	-	64
	Average Salary	\$74,523	\$81,993	\$100,898	\$72,855	\$74,958	\$76,761	\$91,203	\$94,827	\$0	\$82,914
60-64	Number	11	18	10	10	4	3	5	3	-	64
	Average Salary	\$60,755	\$76,075	\$93,255	\$69,069	\$82,321	\$88,811	\$86,271	\$100,346	\$0	\$77,953
65-69	Number	7	1	4	6	1	1	2	1	2	25
	Average Salary	\$69,490	\$54,309	\$86,518	\$66,806	\$34,902	\$125,486	\$90,688	\$55,890	\$82,347	\$74,000
70 & Up	Number	-	2	2	-	2	-	1	-	-	7
	Average Salary	\$0	\$52,926	\$81,494	\$0	\$53,006	\$0	\$81,245	\$0	\$0	\$65,157
TOTAL	Number	218	129	84	67	17	11	17	5	2	550
	Average Salary	\$59,759	\$75,067	\$86,755	\$76,089	\$82,606	\$87,123	\$90,748	\$90,351	\$82,347	\$72,033

Salaries are limited to the dollar amount defined under Internal Revenue Code Section 401(a)(17) for affected Tier 1 members and to the paycap legislated for Tier 2 members. For fiscal year 2024, these amounts are \$345,000 and \$125,774, respectively.



SECTION V—MEMBER DATA

EXHIBIT 5.3

AGE AND SALARY DISTRIBUTION OF ACTIVE MEMBERS
(as of December 31, 2023)

Age	Number	Annual Salaries	Average Annual Salary
Male			
Under 20	1	\$ 34,902	\$ 34,902
20-24	19	884,699	46,563
25-29	31	1,666,142	53,747
30-34	40	2,647,380	66,185
35-39	50	3,664,060	73,281
40-44	42	3,145,609	74,895
45-49	37	2,964,115	80,111
50-54	29	2,318,783	79,958
55-59	47	3,785,042	80,533
60-64	45	3,405,784	75,684
65-69	16	1,200,408	75,025
70 and over	<u>3</u>	<u>165,104</u>	<u>55,035</u>
Total Male	360	\$ 25,882,027	\$ 71,895
Female			
Under 20	4	\$ 131,331	\$ 32,833
20-24	12	536,395	44,700
25-29	20	916,804	45,840
30-34	14	975,146	69,653
35-39	19	1,324,902	69,732
40-44	28	2,020,477	72,160
45-49	18	1,435,100	79,728
50-54	26	2,350,868	90,418
55-59	17	1,521,439	89,496
60-64	19	1,583,232	83,328
65-69	9	649,584	72,176
70 and over	<u>4</u>	<u>290,992</u>	<u>72,748</u>
Total Female	190	\$ 13,736,268	\$ 72,296
Male and Female	550	\$ 39,618,295	\$ 72,033



SECTION V—MEMBER DATA

EXHIBIT 5.4

SCHEDULE OF ACTIVE MEMBER DATA

Valuation Date	Number	Annual Earnings	Average Annual Earnings	Percent Increase/(Decrease) in Average Earnings
December 31, 2014	525	\$ 29,811,912	\$ 56,785	2.80%
December 31, 2015	568	32,007,657	56,352	-0.80%
December 31, 2016	572	34,509,011	60,330	7.10%
December 31, 2017	548	35,078,173	64,011	6.10%
December 31, 2018	536	34,071,319	63,566	-0.70%
December 31, 2019	546	35,056,459	64,206	1.00%
December 31, 2020	521	35,159,979	67,486	5.10%
December 31, 2021	516	35,059,352	67,944	0.70%
December 31, 2022	503	35,856,944	71,286	4.90%
December 31, 2023	550	39,618,295	72,033	1.00%



SECTION V— MEMBER DATA

EXHIBIT 5.5

MEMBER DATA RECONCILIATION

	Active Members	Inactive Members	Retired Members	Beneficiaries	Total
As of December 31, 2022	503	1,579	393	154	2,629
Changes in Status					
a) Retirement	(8)	(3)	11	-	-
b) Death With Beneficiary	-	(1)	(8)	9	-
c) Death Without Beneficiary	-	-	(8)	(4)	(12)
d) Non-Vested Termination (Refund Paid)	(10)	-	-	-	(10)
e) Non-Vested Termination (Refund Eligible)	(45)	45	-	-	-
f) Vested Termination	(3)	3	-	-	-
g) Rehire	26	(26)	-	-	-
h) Miscellaneous/Child Beneficiaries	1	12	-	2	15
Total Changes in Status	(39)	30	(5)	7	(7)
New Entrants During the Year	86	-	-	-	86
Net Change	47	30	(5)	7	79
As of December 31, 2023	550	1,609	388	161	2,708



EXHIBIT 5.6

RETIREES AND BENEFICIARIES ADDED TO AND REMOVED FROM ROLLS

Year Ended	<u>Added to Rolls</u>		<u>Removed from Rolls</u>		<u>Rolls – End of Year</u>		Average Annual Benefits	% Increase in Average Annual Benefits
	Number	Annual Benefits	Number	Annual Benefits	Number	Annual Benefits		
December 31, 2014	32	\$ 1,287,991	28	\$ 629,998	535	\$ 14,913,114	\$ 27,875	3.80%
December 31, 2015	24	1,007,969	30	656,536	529	15,264,547	28,855	3.50%
December 31, 2016	21	888,082	20	414,711	530	15,737,918	29,694	2.90%
December 31, 2017	26	1,094,739	29	724,309	527	16,108,348	30,566	2.90%
December 31, 2018	31	1,628,543	27	677,580	531	17,059,311	32,127	5.10%
December 31, 2019	27	1,202,928	26	587,149	532	17,675,090	33,224	3.40%
December 31, 2020	29	1,386,031	23	507,321	538	18,553,800	34,487	3.80%
December 31, 2021	28	1,528,995	30	990,982	536	19,091,813	35,619	3.30%
December 31, 2022	36	1,885,407	25	919,948	547	20,057,272	36,668	2.90%
December 31, 2023	22	1,404,297	20	859,950	549	20,601,619	37,526	2.30%



EXHIBIT 5.7

SCHEDULE OF RETIRED MEMBER DATA

Valuation Date	Number	Annual Benefit Payments	Average Annual Benefit Payments
December 31, 2014	535	\$ 14,913,114	\$ 27,875
December 31, 2015	529	15,264,547	28,855
December 31, 2016	530	15,737,918	29,694
December 31, 2017	527	16,108,348	30,566
December 31, 2018	531	17,059,311	32,127
December 31, 2019	532	17,675,090	33,224
December 31, 2020	538	18,553,800	34,487
December 31, 2021	536	19,091,813	35,619
December 31, 2022	547	20,057,272	36,668
December 31, 2023	549	20,601,619	37,526



SECTION V—MEMBER DATA

EXHIBIT 5.8

SCHEDULE OF RETIRED MEMBERS BY TYPE OF BENEFIT AND PAYMENT FORM

Amount of Monthly Pension Benefit	Number of Recipients	Type of Pension Benefit		Benefit Payment Form		
		1	2	1	2	3
\$ 1 – 500	49	28	21	28	18	3
501 – 1,000	58	32	26	37	21	0
1,001 – 1,500	59	33	26	44	15	0
1,501 – 2,000	48	31	17	32	16	0
2,001 – 2,500	39	24	15	26	13	0
2,501 – 3,000	37	18	19	23	14	0
3,001 – 3,500	41	30	11	30	11	0
3,501 – 4,000	51	40	11	30	21	0
4,001 – 4,500	28	19	9	20	8	0
4,501 – 5,000	29	25	4	15	14	0
5,001 – 5,500	14	13	1	7	7	0
5,501 – 6,000	30	30	0	10	20	0
6,001 – 6,500	16	15	1	4	12	0
6,501 – 7,000	18	18	0	2	16	0
7,001 – 7,500	12	12	0	2	10	0
7,501 – 8,000	7	7	0	2	5	0
8,001 – 8,500	5	5	0	0	5	0
8,501 – 9,000	4	4	0	0	4	0
9,001 – 9,500	1	1	0	0	1	0
9,501 – 10,000	0	0	0	0	0	0
10,001 – 10,500	2	2	0	0	2	0
10,501 – 11,000	0	0	0	0	0	0
11,001 – 11,500	0	0	0	0	0	0
11,501 – 12,000	0	0	0	0	0	0
12,001 – 12,500	0	0	0	0	0	0
12,501 – 13,000	0	0	0	0	0	0
13,001 – 13,500	0	0	0	0	0	0
13,501 – 14,000	0	0	0	0	0	0
14,001 – 14,500	0	0	0	0	0	0
14,501 – 15,000	0	0	0	0	0	0
Over \$15,000	1	1	0	0	1	0
Totals	549	388	161	312	234	3

Type of Pension Benefit

1. Regular Retirement
2. Survivor Payment

Form of Benefit

1. Whole Life Annuity
2. Joint and Contingent Annuity
3. Temporary Annuity



EXHIBIT 5.9

SCHEDULE OF RETIRED MEMBERS AND BENEFICIARIES

	December 31, 2023	December 31, 2022
Retired		
(1) Number, Fiscal Year Start	393	382
(2) Net Change	<u>(5)</u>	<u>11</u>
(3) Number, Fiscal Year End	388	393
(4) Average Current Age	71.9	71.5
(5) Average Monthly Pension Benefit	\$3,604	\$3,523
Beneficiaries		
(1) Number, Fiscal Year Start	154	154
(2) Net Change	<u>7</u>	<u>0</u>
(3) Number, Fiscal Year End	161	154
(4) Average Current Age	77.8	77.4
(5) Average Monthly Pension Benefit	\$1,978	\$1,862
Total		
(1) Number, Fiscal Year Start	547	536
(2) Net Change	<u>2</u>	<u>11</u>
(3) Number, Fiscal Year End	549	547
(4) Average Current Age	73.6	73.2
(5) Average Monthly Pension Benefit	\$3,127	\$3,056



EXHIBIT 5.10

SCHEDULE OF BENEFIT PAYMENTS

Attained Age	Number	Annual Payments
< 30	2	\$ 4,137
30-34	-	-
35-39	-	-
40-44	-	-
45-49	-	-
50-54	8	153,872
55-59	34	1,387,680
60-64	50	2,079,297
65-69	94	4,012,005
70-74	109	4,239,378
75	21	1,169,367
76	23	802,073
77	17	700,846
78	14	507,858
79	21	760,754
80	12	395,515
81	23	657,935
82	11	560,243
83	18	613,167
84	12	396,225
85	11	291,204
86	15	436,544
87	11	298,077
88	5	120,483
89	6	147,355
90	5	132,018
91	5	273,740
92	7	241,474
93	3	54,368
94	5	96,988
95	1	16,105
96	3	12,080
97	2	40,584
98	-	-
99	-	-
100	-	-
101	-	-
102	-	-
103	1	246
Total	549	\$ 20,601,619



**APPENDIX A
SUMMARY OF BENEFIT PROVISIONS**

Participant. A person employed by the Forest Preserve District whose salary or wages is paid in whole or in part by the Forest Preserve District. An employee in service on or after January 1, 1984 shall be deemed as a participant regardless of when he or she became an employee.

Service. For all purposes except the minimum retirement annuity and ordinary disability benefit, service during four months in any calendar year constitutes one year of service. For the minimum retirement annuity, all service is computed in whole calendar months. Service for any 15 days in a calendar month shall constitute a month of service.

For purposes of the minimum retirement annuity, service shall include:

- a. Any time during which the employee performed the duties of his or her position and contributed to the Fund.
- b. Vacations and leaves of absence with whole or part pay.
- c. Periods during which the employee receives a disability benefit from the Fund, and
- d. Certain periods of accumulated sick leave.

Retirement Annuity – Eligibility (Tier 1). An employee who withdraws from service with 10 or more years of service is entitled to a retirement annuity upon attainment of age 50.

Retirement Annuity – Amount (Tier 1).

Money Purchase Annuity (Tier 1). The amount of annuity based on the sum accumulated from the employee's salary deductions for age and service annuity plus 1/10 of the sum accumulated from the contributions by the Forest Preserve District for age and service annuity for each completed year of service after the first 10. Except that when the employee retires after age 60, the full amount of contributions by the Employer are used.

Minimum Formula Annuity (Tier 1). The amount of annuity provided is equal to 2.4% of final average salary for each year of service. Final average salary is the highest average monthly salary for any 48 consecutive months within the last 10 years of service. Salary for pension purposes is actual salary earned exclusive of overtime or extra salary. The maximum amount of annuity is 80% of final average salary.

If an employee retires before age 60, the annuity is reduced by .5% for each full month or fraction thereof that the employee is under age 60 when the annuity begins, unless the employee has 30 or more years of service, in which case there is no reduction for retirement before age 60.

If the Minimum Formula Annuity is greater than the Money Purchase Annuity, the employee is entitled to receive the Minimum Formula Annuity.



APPENDIX A
SUMMARY OF BENEFIT PROVISIONS
(continued)

Automatic Increase in Retirement Annuity (Tier 1). Employees who retire from service having attained age 60 or more, or, if retirement occurs on or after January 1, 1991, with at least 30 years of service, 3% of the annuity beginning January of the year following the year in which the first anniversary of retirement occurs. If retirement is before age 60 with less than 30 years of service, increases begin in January of the year immediately following the year in which age 60 is attained. Beginning January 1, 1998, increases are calculated as 3% of the monthly annuity payable at the time of the increase.

Optional Plan of Contributions and Benefits (Tier 1). During the period through June 30, 2005, an employee may establish optional credit for additional benefits by making additional contributions of 3% of salary. The additional benefit is equal to 1% of final average salary for each year of service for which optional contributions have been paid. The additional benefit shall be included in the calculation of the automatic annual increase and the calculation of the survivor's annuity.

Surviving Spouse's Annuity - Death in Service (Tier 1).

Money Purchase Annuity (Tier 1). The amount of annuity based on the accumulated salary deductions and Forest Preserve District contributions for both the employee and the spouse.

Minimum Formula Annuity (Tier 1). A minimum annuity is provided for the eligible surviving spouse of an employee who dies in service with any number of years of service. The amount of such minimum spouse's annuity is equal to 65% of the annuity the employee would have been entitled to as of the date of death, provided the spouse on such date is age 55 or older, or that the employee had 30 or more years of service.

If the spouse is under age 55 and the employee had less than 30 years of service, the amount of the spouse's annuity shall be discounted by .5% for each month that the spouse is less than age 55 on the date of the employee's death. The amount of the surviving spouse's annuity shall not be less than 10% of the employee's final average salary as of the date of death.

If the Minimum Formula Annuity is greater than the Money Purchase Annuity, the surviving spouse shall be entitled to receive the Minimum Formula Annuity.

Surviving Spouse's Annuity - Death after Retirement (Tier 1). The amount of the annuity is the greater of the money purchase annuity or the minimum formula annuity. The surviving spouse of an annuitant who dies on or after July 1, 2002 shall be entitled to an annuity of 65% of the employee's annuity at the time of death if the employee had at least 10 years of service, reduced by .5% per month that the spouse is under age 55 at the time of the employee's death. There is no reduction for age if the employee had at least 30 years of service.



APPENDIX A
SUMMARY OF BENEFIT PROVISIONS
(continued)

Automatic Annual Increase in Surviving Spouse's Annuity (Tier 1). On the January 1 occurring on or immediately after the first anniversary of the deceased employee's death, the surviving spouse's annuity shall be increased by 3% of the amount of annuity payable at the time of the increase. On each January 1, thereafter, the annuity shall be increased by an additional 3% of the amount of annuity payable at the time of the increase.

Child's Annuity. Annuities are provided for unmarried children of a deceased employee who are under age 18. An adopted child is entitled to the child's annuity if such child was legally adopted at least one year before the child's annuity becomes payable. The child's annuity is payable under the following conditions:

(a) the death of the employee was a duty related death; or (b) if the death is not a duty related death, the employee died while in service and had completed at least four years of service from the date of his or her original entrance in service and at least two years from the latest re-entrance; or (c) if the employee died while in receipt of an annuity, her or she must have withdrawn from service after attainment of age 50.

The amount of the annuity is the greater of 10% of the employee's final salary at the date of death or \$140 per month for each child.

Duty Disability Benefits. Duty disability benefits are payable to an employee who becomes disabled as a result of an accidental injury incurred while in the performance of an act of duty. Benefits begin on the first regular and normal work date for which the employee does not receive a salary. The amount of the duty disability benefit is equal to 75% of the employee's salary at the date of injury, reduced by the amount the employee receives from Workers' Compensation. However, if the disability, in any measure has resulted from any physical defect or disease that existed at the time such injury was sustained, the duty disability benefit shall be 50% of salary. The 8.5% of salary normally contributed by the employee for pension purposes is contributed on their behalf during the period of approved disability.

If the disability commences prior to age 60, duty disability benefits are payable during disability until the employee attains age 65. If the disability begins after age 60, the benefit is payable during disability for a period of 5 years.

Recipients of duty disability benefits also have a right to receive child's disability benefits of \$10 per month on account of each unmarried child less than age 18. Total children's disability benefits shall not exceed 15% of the employee's salary.

Ordinary Disability Benefits. Ordinary disability benefits are provided for employees who become disabled as the result of any cause other than injury incurred in the performance of an act of duty. The amount of the benefit is 50% of the employee's annual salary at the time of disability. The 8.5% of salary normally contributed by the employee for pension purposes is contributed on their behalf during the period of approved disability.



APPENDIX A
SUMMARY OF BENEFIT PROVISIONS
(continued)

Ordinary disability benefits are payable after the first 30 days of disability provided the employee is not then in receipt of salary. Ordinary disability benefits are payable until the first of the following shall occur:

- a. the disability ceases; or
- b. the date that total payments equal the lesser of (1) 1/4 of the total service rendered prior to disability, and (2) five years.

An employee unable to return to work at the expiration of ordinary disability benefit is entitled to an annuity beginning on the date of the employee's withdrawal from service regardless of age on such date.

Death Benefit. Upon the death of an active or retired employee, a death benefit of \$1,000 is payable to the employee's designated beneficiary or to the employee's estate if no beneficiary has been designated.

Group Health Benefits. The FPEABF may pay all or any portion of the premium for health insurance on behalf of each annuitant who participates in any of the FPEABF's health care Plans. As of January 1, 2024, FPEABF pays 44% of the total premium for all post-Medicare retiree annuitants and 44% of the total premium for all pre-Medicare retiree annuitants on the Choice plan, including the cost of family coverage, and 44% of the total premium for all post-Medicare survivor annuitants and 44% of the total premium for all pre-Medicare survivor annuitants on the Choice plan, including the cost of family coverage.

FPEABF pays 44% of the total premium for all post-Medicare retiree annuitants and 44% of the total premium for all pre-Medicare retiree annuitants on the Choice Plus plan, including the cost of family coverage, and 44% of the total premium for all post-Medicare survivor annuitants and 44% of the total premium for all pre-Medicare survivor annuitants on the Choice Plus plan, including the cost of family coverage

Refund to Employee Upon Withdrawal From Service. Upon withdrawal from service, an employee under the age of 55 (or age 62 if Tier 2), or anyone with less than 10 years of service is eligible for a refund. The employee is entitled to a refund of the amount accumulated to his or her credit for age and service annuity and the survivor's annuity together with the total amount contributed for the automatic annual increase, without interest. Upon receipt of such refund, the employee forfeits all rights to benefits from the Fund.

Election of Refund in Lieu of Annuity. If an employee's annuity or spouse's annuity is less than \$150.00 per month, such employee or spouse annuitant may elect a refund of the employee's accumulated contributions in lieu of a monthly annuity.

Refund For Surviving Spouse's Annuity. If an employee is unmarried at the time of retirement, all contributions for surviving spouse's annuity will be refunded with interest at the rate of 3% per year, compounded annually.



APPENDIX A
SUMMARY OF BENEFIT PROVISIONS
(continued)

Refund of Remaining Amounts. In the event that the total amount accumulated to the account of an employee from employee contributions for annuity purposes has not been paid to the employee and surviving spouse as a retirement or surviving spouse's annuity before the death of the survivor(s) of the employee, a refund of any excess amount shall be paid to the children of the employee, in equal parts, or if there are no children, to the beneficiaries of the employee or the administrator of the estate.

Employee Contributions. Employees contribute through salary deductions 8.5% of salary to the Fund, 6.5% being for the retirement annuity, 1.5% being for the surviving spouse's annuity, and .5% being for the automatic increase in retirement annuity.

Employer Contributions. The Forest Preserve District levies a tax annually equal to the sum of (1) the projected normal cost for pensions for the fiscal year, plus (2) a projected unfunded actuarial accrued liability amortization payment for pensions for the fiscal year, plus (3) projected expenses for the fiscal year, plus (4) interest to adjust for payment pattern during the fiscal year, minus (5) projected employee contributions for the fiscal year. The minimum required employer contribution is based on the entry-age normal cost method, a 5-year smoothed actuarial value of assets, and a 30-year layered amortization of unfunded actuarial accrued liability with payments increasing 2% per year.

Employer Pick-up of Employee Contributions. Since April 15, 1982, regular employee contributions have been designated for federal income tax purposes as being made by the employer. The employee's W-2 salary is therefore reduced by the amount of contribution. For pension purposes, the salary remains unchanged. For purposes of benefits, refunds, and financing, these contributions are treated as employee contributions.



APPENDIX A
SUMMARY OF BENEFIT PROVISIONS
(continued)

Persons Who First Become Participants On or After January 1, 2011 (Tier 2).

The following changes to the aforementioned provisions apply to persons who first become participants on or after January 1, 2011:

1. The highest salary for annuity purposes is equal to the average monthly salary obtained by dividing the participant's total salary during the 96 consecutive months of service within the last 120 months of service in which the total compensation was the highest by the number of months in that period.
2. For 2011, the annual salary is limited to the Social Security wage base of \$106,800. Limitations for future years shall automatically be increased by the lesser of 3% or one-half of percentage change in the Consumer Price Index-U for the 12 months ending in September.
3. A participant is eligible to retire with unreduced benefits at age 67 with at least 10 years of service credit. However, a participant may elect to retire at age 62 with at least 10 years of service credit and receive a retirement annuity reduced by one-half of 1% for each month that his or her age is under 67.
4. The initial survivor's annuity is equal to 66-2/3% of the participant's earned retirement annuity at the date of death, subject to automatic annual increases of the lesser of 3% or one-half of the increase in the Consumer Price Index-U for the 12 months ending in September, based on the originally granted survivor's annuity.
5. Automatic annual increases in the retirement annuity then being paid are equal to the lesser of 3% or one-half the annual change in the Consumer Price Index-U, whichever is less, based on the originally granted retirement annuity.
6. Refund upon withdrawal from service. Upon withdrawal from service, an employee who withdraws from service before age 62 regardless of length of service or withdraws with less than 10 years of service regardless of age is entitled to a refund of total contributions made by the employee without interest.



APPENDIX B
SUMMARY OF SUBSTANTIVE PLAN PROVISIONS FOR RETIREE HEALTH CARE

Eligibility.

Tier 1 retirement (hired before January 1, 2011)

- Age 50 and 10 years of service

Tier 2 retirement (hired on or after January 1, 2011)

- Age 62 and 10 years of service

All active employee members who separate with 10 or more years of service can receive postretirement health benefits under the Plan upon receipt of annuity benefits. In some cases employees that retire with less than 10 years of service with Forest Preserve may be eligible for Health Benefits due to reciprocity or if they are Tier 1 and qualify for Money Purchase annuity benefits.

Surviving dependents of actively employed members and surviving dependents of annuitants are eligible for postretirement health benefits under the Plan upon receipt of annuity benefits.

Annuitants may cover their spouses and dependent children under the age of 26 and all disabled children (no age limitation if enrolled in the Plan prior to age 26). Eligible dependents that are between ages of 25 and 30 can be in the Plan if he/she is on active duty with the United States Armed Forces.

Effective January 1, 2019, all future plan participants who are ineligible for free Medicare Part A must purchase Medicare Part A and Part B in order to receive coverage under health plan administered by FPEABF. FPEABF will provide a reduced monthly premium for annuitants and spouses who are ineligible for premium free Medicare Part A.

Medical Plans.

Non-Medicare retirees can choose from:

- United Healthcare Choice
- United Healthcare Choice Plus

Medicare eligible retirees can choose from:

- United Healthcare Choice
- United Healthcare Choice Plus

When Medicare is primary, the medical benefits coordinate by reducing the plan allowed charge amount by Medicare's payment, and then subsequently applying any applicable plan copays, coinsurances or deductibles to the remainder. A retail and mail pharmacy benefit through CVS/Caremark is included with the election of any medical plan. For Medicare primary participants, prescriptions are provided via an Employer Group Waiver Plan (EGWP), with the same copays as the commercial prescription plan.



**APPENDIX B
SUMMARY OF SUBSTANTIVE PLAN PROVISIONS FOR RETIREE HEALTH CARE
(continued)**

PLAN FEATURES	UNITED HEALTHCARE		
	CHOICE	CHOICE PLUS IN-NETWORK	CHOICE PLUS OUT-OF-NETWORK
Annual Deductible	\$0	\$500 Individual/\$1,000 Family	\$1,000 Individual/\$2,000 Family
Out-of-Pocket Maximum	\$1,500 Individual/ \$3,000 Family	\$1,500 Individual/ \$3,000 Family	\$5,000 Individual/ \$10,000 Family
Annual Maximum	None	\$1,250,000	\$1,250,000
Doctors and Specialists			
Primary Care Visit	\$15 Copay	15% after deductible	40% after deductible
Specialist Visit	\$25 Copay	15% after deductible	40% after deductible
Physician Services			
Immunizations	Covered in full	Covered in full	40% after deductible
Preventive Care	Covered in full	Covered in full	40% after deductible
Hospital Services			
Inpatient Care	Covered in full	15% after deductible	40% after deductible
Room & Board	\$100 Copay (per admission)	15% after deductible	40% after deductible
Outpatient Services			
Outpatient Surgery	Covered in full	15% after deductible	40% after deductible
Diagnostic Tests and X-rays	Covered in full	15% after deductible	40% after deductible
Chemotherapy / Radiation Therapy	Covered in full	15% after deductible	40% after deductible
Speech, Physical & Occupational Therapy	\$15 Copay (60-combined visit limit per year)	15% after deductible (60-combined visit limit per year)	40% after deductible (60-combined visit limit per year)
Chiropractor	\$15 Copay (30 visit limit per year)	15% after deductible (30 visit limit per year)	40% after deductible (30 visit limit per year)
Behavioral Health Services			
Mental Health – Outpatient	\$15 Copay	15% after deductible	40% after deductible



SECTION VI – APPENDICES

PLAN FEATURES	UNITED HEALTHCARE		
	CHOICE	CHOICE PLUS IN-NETWORK	CHOICE PLUS OUT-OF-NETWORK
Mental Health – Inpatient	\$100 Copay	15% after deductible	40% after deductible
Substance Abuse – Outpatient	\$15 Copay	15% after deductible	40% after deductible
Substance Abuse – Inpatient	\$100 Copay	15% after deductible	40% after deductible
Emergency Services			
Emergency Room	\$100 Copay (waived if admitted)	\$100 Copay (waived if admitted) plus 15% after deductible	\$100 Copay (waived if admitted) plus 15% after deductible
Ambulance	Covered in full	15% after deductible	15% after deductible
Urgent Care Facility	\$40 Copay (in-network only)	15% after deductible	15% after deductible
Hospital Alternatives			
Skilled Nursing Facility	\$100 Copay (90 day limit per year)	15% after deductible (90 day limit per year)	40% (90 day limit per year)
Home Health Care	Covered in full (60 visit limit per year)	15% after deductible (60 visit limit per year)	40% after deductible (60 visit limit per year)
Prescription Plan (same for all):	30 Day Supply at Retail: \$10 Generic/\$45 Preferred Brand/\$70 Non-Preferred Brand – 90 Day Supply at CVS or Caremark Mail: \$20 Generic / \$90 Preferred Brand / \$140 Non-Preferred Brand – 90 Day Supply at non-CVS Pharmacy (Medicare Retirees Only): \$30 Generic / \$135 Preferred Brand / \$210 Non-Preferred Brand		
Coverage is identical between non-Medicare and Medicare supplement plans except where noted.			
Beginning January 1, 2021, prior authorization is required for certain health services, supplies and all hospital stays before care is received. Prior authorization does not apply to members enrolled in Medicare if the health care provider accepts Medicare and Medicare is the primary insurance.			



APPENDIX B
SUMMARY OF SUBSTANTIVE PLAN PROVISIONS FOR RETIREE HEALTH CARE
(continued)

Contributions.

FPEABF pays the following percentage subsidies of the total premium, including the cost of family coverage:

	Participant		Fund	
	Choice	Choice Plus	Choice	Choice Plus
Retiree Annuitant w/o Medicare	56%	56%	44%	44%
Retiree Annuitant with Medicare	56%	56%	44%	44%
Survivor Annuitant w/o Medicare	56%	56%	44%	44%
Survivor Annuitant with Medicare	56%	56%	44%	44%

The following are the annual working rates effective January 1, 2024. These rates represent an estimated cost of self-insured coverage and include administrative expenses.

	Choice	Choice Plus
Single w/o Medicare	\$19,093	\$24,150
Two w/o Medicare	\$38,186	\$48,300
Single with Medicare	\$5,143	\$4,221
Two with Medicare	\$10,286	\$8,443



APPENDIX C
DESCRIPTION OF ACTUARIAL METHODS AND VALUATION PROCEDURES

Actuarial Cost Method.

Liabilities and contributions shown in this report are computed using the **Entry Age Actuarial Cost Method** of funding.

Sometimes called a “funding method,” this is a particular technique used by actuaries for establishing the amount and incidence of the annual actuarial cost of pension Fund benefits, or normal cost, and the related unfunded actuarial accrued liability. Ordinarily the annual contribution to the Fund is comprised of (1) the normal cost and (2) an amortization payment on the unfunded actuarial accrued liability.

Under the Entry Age Actuarial Cost Method, the **Normal Cost** is computed as the level percentage of pay which, if paid from the earliest time each Member would have been eligible to join the Fund if it then existed (thus, entry age) until his retirement or termination, would accumulate with interest at the rate assumed in the valuation to a fund sufficient to pay all benefits under the Fund.

The Normal Cost for the Fund is determined by summing individual results for each active Member and determining an average normal cost rate by dividing the summed individual normal costs by the total payroll of Members before assumed retirement age.

The **Actuarial Accrued Liability** under this method at any point in time is the theoretical amount of the fund that would have accumulated had annual contributions equal to the Normal Cost been made in prior years (it does not represent the liability for benefits accrued to the valuation date.)

The **Unfunded Actuarial Accrued Liability** is the excess of the Actuarial Accrued Liability over the Actuarial Value of Fund Assets actually on hand on the valuation date.

Under this method experience gains or losses, i.e. decreases or increases in accrued liabilities attributable to deviations in experience from the actuarial assumptions, adjust the Unfunded Actuarial Accrued Liability.

No output smoothing methods are currently used.



APPENDIX C
DESCRIPTION OF ACTUARIAL METHODS AND VALUATION PROCEDURES
(continued)

Asset Valuation Method.

The actuarial value of assets is based on a five-year smoothing method and is determined by spreading the effect of each year's investment return in excess of or below the expected return. The Fair Value of assets at the valuation date is reduced by the sum of the following:

- (i) 80% of the return to be spread during the first year preceding the valuation date,
- (ii) 60% of the return to be spread during the second year preceding the valuation date,
- (iii) 40% of the return to be spread during the third year preceding the valuation date, and
- (iv) 20% of the return to be spread during the fourth year preceding the valuation date.

The return to be spread is the difference between (1) the actual investment return on Fair Value and (2) the expected return on Fair Value.

Pursuant to Public Act 102-1131, effective June 1, 2023, the Funding Policy was amended to increase the annual contribution to the Forest Preserve beginning in 2024. The Forest Preserve's required annual contribution is determined on an actuarial basis and is the sum of (1) the projected normal cost for pensions for the fiscal year, plus (2) a projected unfunded actuarial accrued liability amortization payment for pensions for the fiscal year, plus (3) projected expenses for the fiscal year, plus (4) interest to adjust for payment pattern during the fiscal year, minus (5) projected employee contributions for the fiscal year. The minimum required employer contribution is based on the entry-age normal cost method, a 5-year smoothed actuarial value of assets, and a 30-year layered amortization of unfunded actuarial accrued liability with payments increasing 2% per year. This funding mechanism is sufficient to meet the needs of the FPEABF.

Valuation Procedures.

No actuarial liability is included for members who terminated non-vested prior to the valuation date, except those due a refund of contributions.

Annual increases in salary were limited to the dollar amount defined under Internal Revenue Code Section 401(a)(17) for affected members.



APPENDIX D
SUMMARY OF ACTUARIAL ASSUMPTIONS FOR PENSION FUND

The actuarial assumptions used for the December 31, 2023 actuarial valuation are summarized below.

All assumptions are based on an experience analysis of the Fund over the period 2017 through 2020. These assumptions were adopted by the Board as of December 31, 2021, based on the recommendation from the actuary. The combined effect of the assumptions is expected to have no significant bias.

Interest Rate. 7.00% per year, compounded annually.

Price Inflation Rate. 2.50% per year, compounded annually.

Real Wage Growth: 0.50% per year, compounded annually

General Wage Growth: 3.00% per year, compounded annually

Mortality Rates. All mortality rates use Pub-2010 General Amount Weighted Median Mortality Tables.

Mortality Projections. All mortality rates are projected from 2010 using generational improvement with Scale MP-2021.

Deaths After Retirement. Mortality rates are based on the Pub-2010 General Amount Weighted Median Mortality Table for Retirees. Rates for male members are set forward one year and multiplied by 107% at all ages. Rates for female members are set forward 2 years and multiplied by 109% at all ages. Because the retiree tables have no rates prior to age 50, the Pub-2010 General Amount Weighted Median Mortality Table for Employees is used for ages less than 50.

Deaths After Retirement (Survivors of Deceased members). Mortality rates are based on the Pub-2010 General Amount Weighted Median Mortality Table for Contingent Survivors. Because the contingent survivor tables have no rates prior to age 45, the Pub-2010 General Amount Weighted Median Mortality Table for Employees is used for ages less than 45.

Deaths Prior to Retirement. Mortality rates are based on the Pub-2010 General Amount Weighted Median Mortality Table for Employees for all employees.

Termination Rates. Termination rates based on the recent experience of the Fund were used. The following is a sample of the termination rates used:

Service at Termination	Rate
0	15.0%
5	8.0%
10	6.0%
15	3.5%
20	3.5%
25+	2.5%



APPENDIX D
SUMMARY OF ACTUARIAL ASSUMPTIONS FOR PENSION FUND
(continued)

Retirement Rates for Tier I Members. For persons who became participants prior to January 1, 2011, rates of retirement for each age from 50 to 80 based on the recent experience of the Fund. The following are samples of the rates of retirement used:

Age	With Less Than 30 Years of Service at Retirement	With 30 or More Years of Service at Retirement
<50	0.0%	28.0%
50-58	3.5%	28.0%
59	12.0%	28.0%
60-64	12.0%	21.0%
65-79	20.0%	21.0%
80+	100.0%	100.0%

Retirement Rates for Tier II Members. For persons who became or will become participants on or after January 1, 2011, rates of retirement for each age from 62 to 75 were used. The following are samples of the rates of retirement that were used:

Age	Rates of Retirement	
	Males	Females
62	.400	.350
64	.225	.150
67	.400	.350
70	.450	.200
75	1.000	1.000



APPENDIX D
SUMMARY OF ACTUARIAL ASSUMPTIONS FOR PENSION FUND
(continued)

Salary Increases.

Service	Wage Growth	Merit and Longevity	Total
0	3.00%	2.00%	5.00%
1	3.00%	2.00%	5.00%
2	3.00%	2.00%	5.00%
3	3.00%	2.00%	5.00%
4	3.00%	1.50%	4.50%
5	3.00%	1.50%	4.50%
6	3.00%	1.00%	4.00%
7	3.00%	0.50%	3.50%
8	3.00%	0.50%	3.50%
9	3.00%	0.50%	3.50%
10	3.00%	0.50%	3.50%
>10	3.00%	0.00%	3.00%

Projected Salary Increase Rate for New Entrants. 3.00% per year (for projection in Section III)

Loading for Reciprocal Benefits. Costs and liabilities of active employees were loaded by 1% for reciprocal annuities where the County is the last employer. It was assumed that 50% of inactive members with one or more year of service would receive a reciprocal annuity where the Forest Preserve is not the last employer. These reciprocal annuities were valued as of the member's retirement date as 10 times an inactive member's accumulated contributions.

Marital Status. 70% of male members are assumed to be married. 40% of female members are assumed to be married.

Spouse's Age. The spouse of a male employee is assumed to be four years younger than the employee. The spouse of a female employee is assumed to be two years older than the age of the employee.

Inactives. For Tier 1 inactives with 10 or more years of service, benefits were estimated based on service and pay and valued as deferred to age 62 annuities. For Tier 2 inactives with ten or more years of service, benefits were estimated based on service and pay and valued as deferred to age 67 annuities.

Annual increase in administrative expenses: 2.50% per year, compounded annually.



APPENDIX D
SUMMARY OF ACTUARIAL ASSUMPTIONS FOR PENSION FUND
(continued)

Timing of Assumptions: All withdrawals, deaths, retirements and salary increases are assumed to occur July 1 of each year. The timing of retirement changes from mid-year to beginning of year at and after 100% retirement age.

Reported Compensation: Compensation as of the valuation date as furnished by the Fund’s office.

Valuation Compensation: Reported compensation adjusted to reflect the pay increases and the probability of decrement during the year.

Normal Cost: Normal cost rate reflects the impact of new entrants during the year.



APPENDIX E
SUMMARY OF ACTUARIAL ASSUMPTIONS AND METHODS FOR
RETIREE HEALTH CARE PLAN

The actuarial assumptions used for the December 31, 2023 actuarial valuation are summarized below. The mortality rates, termination rates, retirement rates, salary, inflation, participation, and Medicare primary assumptions are based on an experience analysis of FPEABF, over the period 2017 through 2020. These assumptions were adopted by the Board on March 3, 2022. Per capita cost and medical trend rate assumptions are revisited annually. The next experience analysis is scheduled to occur after the December 31, 2024 actuarial valuation, with expected implementation of updated assumptions beginning with the December 31, 2025 actuarial valuation. This analysis will cover the four-year period from 2021 through 2024.

Valuation Date. December 31, 2023

Discount Rate. 7.00% per year, compounded annually.

Mortality Rates. All mortality rates use Pub-2010 General Amount Weighted Median Mortality Tables.

Mortality Projections. All mortality rates are projected from 2010 using generational mortality improvement with Scale MP-2021.

Deaths After Retirement. Mortality rates are based on the Pub-2010 General Amount Weighted Median Mortality Table for Retirees. Rates for male members are set forward one year and multiplied by 107% at all ages. Rates for female members are set forward 2 years and multiplied by 109% at all ages. Because the retiree tables have no rates prior to age 50, the Pub-2010 General Amount Weighted Median Mortality Table for Employees is used for ages less than 50.

Deaths After Retirement (Survivors of Deceased members). Mortality rates are based on the Pub-2010 General Amount Weighted Median Mortality Table for Contingent Survivors. Because the contingent survivor tables have no rates prior to age 45, the Pub-2010 General Amount Weighted Median Mortality Table for Employees is used for ages less than 45.

Deaths Prior to Retirement. Mortality rates are based on the Pub-2010 General Amount Weighted Median Mortality Table for Employees for all employees.



APPENDIX E
SUMMARY OF ACTUARIAL ASSUMPTIONS AND METHODS FOR
RETIREE HEALTH CARE PLAN
(continued)

Termination Rates. Termination rates based on the recent experience of the Fund were used. The following is a sample of the termination rates used:

Service at Termination	Rate
0	15.0%
5	8.0%
10	6.0%
15	3.5%
20	3.5%
25+	2.5%

Retirement Rates for Tier I Members. For persons who became participants prior to January 1, 2011, rates of retirement for each age from 50 to 80 based on the recent experience of the Fund. The following are samples of the rates of retirement used:

Age	With Less Than 30 Years of Service at Retirement	With 30 or More Years of Service at Retirement
<50	0.0%	28.0%
50-58	3.5%	28.0%
59	12.0%	28.0%
60-64	12.0%	21.0%
65-79	20.0%	21.0%
80+	100.0%	100.0%

Retirement Rates for Tier II Members. For persons who became or will become participants on or after January 1, 2011, rates of retirement for each age from 62 to 75 were used. The following are samples of the rates of retirement that were used:

Age	Rates of Retirement	
	Males	Females
62	.400	.350
64	.225	.150
67	.400	.350
70	.450	.200
75	1.000	1.000



APPENDIX E
SUMMARY OF ACTUARIAL ASSUMPTIONS AND METHODS FOR
RETIREE HEALTH CARE PLAN
(continued)

Inflation Rate. 2.50% per year, compounded annually.

Salary Increases.

Service	Wage Growth	Merit and Longevity	Total
0	3.00%	2.00%	5.00%
1	3.00%	2.00%	5.00%
2	3.00%	2.00%	5.00%
3	3.00%	2.00%	5.00%
4	3.00%	1.50%	4.50%
5	3.00%	1.50%	4.50%
6	3.00%	1.00%	4.00%
7	3.00%	0.50%	3.50%
8	3.00%	0.50%	3.50%
9	3.00%	0.50%	3.50%
10	3.00%	0.50%	3.50%
>10	3.00%	0.00%	3.00%

Disability Rates. Included in termination and retirement rates.



APPENDIX E
SUMMARY OF ACTUARIAL ASSUMPTIONS AND METHODS FOR
RETIREE HEALTH CARE PLAN
(continued)

Anticipated Plan Participation.

60% of eligible employees are assumed to elect retiree health benefits. Of those who elect retiree medical benefits, 94% are assumed to be eligible for free Medicare Part A. For those assumed to be ineligible for free Medicare Part A, a reduced premium will be provided by FPEABF. 35% of vested terminated employees are assumed to elect retiree medical benefits upon retirement and are assumed to retire at age 61.

Based on recent experience, future annuitants are assumed to elect from among the available plans as follows:

% Who Elect	Choice	Choice Plus
Pre-Medicare	90%	10%
Post-Medicare	60%	40%

Current annuitants who elect coverage are assumed to remain in coverage. Current annuitants who have waived or deferred coverage are not assumed to participate in the future.

Dependent Coverage.

35% of future annuitants are assumed to cover a dependent. 35% of surviving dependents are assumed to elect coverage upon the death of an actively employed member and are assumed to commence benefits when the actively employed member would have reached age 61. Male members are assumed to be 4 years older than female spouses and female members are assumed to be 2 years younger than male spouses. Actual ages were used for dependents of current annuitants.

Medicare Coordination.

Medicare is assumed to remain the primary payer for current and future retirees and spouses who are at least age 65 and who are currently on Medicare. Medicare is assumed to become primary for 100% of retirees and spouses who retired before January 1, 2019 and who are not yet age 65, when they attain that age. However, five percent of this group is assumed to be ineligible for free Medicare Part A and a reduced premium will be provided by FPEABF. For all other retirees and spouses, Medicare is assumed to be the primary payer at the time they reach age 65.

Per Capita Health Plan Costs.

Estimated net annual per capita incurred claim costs per covered adult for fiscal year 2024 at age 65, reflecting administrative expenses, drug rebates and EGWP subsidies.

	Choice	Choice Plus
Not Medicare Eligible	\$22,572	\$28,984
Medicare Eligible	\$5,037	\$4,322



APPENDIX E
SUMMARY OF ACTUARIAL ASSUMPTIONS AND METHODS FOR
RETIREE HEALTH CARE PLAN
(continued)

Per capita medical costs were developed using claims, enrollment, drug rebates and EGWP subsidies for the period from January 1, 2022 through December 31, 2023 provided by the Fund. The resulting costs were adjusted for age morbidity.

The valuation relies on the accuracy of the rate calculations. We understand that the rates represent only medical and prescription drug benefit costs for annuitants under the Fund.

Age-based Morbidity.

Per capita costs are adjusted to reflect expected cost differences due to age and gender. The morbidity factors for pre-Medicare morbidity were developed from "Health Care Costs—From Birth to Death" sponsored by the Society of Actuaries and prepared by Dale H. Yamamoto (May 2013). Table 4 from Mr. Yamamoto's study formed the basis of Medicare morbidity factors that are gender distinct and assumed a cost allocation of 60% for pharmacy, 20% for inpatient, 10% for outpatient, and 10% for professional services. Adjustments were made to Table 4 factors for inpatient costs at age 70 and below to smooth out what appears to be a spike in utilization for Medicare retirees gaining healthcare for the first time through Medicare. While such retirees were included in the study, their specific experience is not applicable for a valuation of an employer retiree medical plan where participants had group active coverage before retirement. Representative values of the expected annual claims are as follows:

Pre-Medicare Retirees*		
Age	Male	Female
40	6,567	10,706
45	8,187	11,337
50	10,706	13,315
55	14,125	15,476
60	18,174	18,085
64	22,134	21,324

* Expected annual claims above assume a split of 90% selecting the Choice plan and 10% selecting the Choice Plus plan. These percentages will be reviewed with the next experience study.

Post-Medicare Retirees*		
Age	Male	Female
65	4,751	4,484
70	5,641	5,271
75	6,058	5,705
80	6,357	6,032
85	6,404	6,257
90	6,288	6,320

* Expected annual claims above assume a split of 60% selecting the Choice plan and 40% selecting the Choice Plus plan. These percentages will be reviewed with the next experience study.



APPENDIX E
SUMMARY OF ACTUARIAL ASSUMPTIONS AND METHODS FOR
RETIREE HEALTH CARE PLAN
(continued)

Health Care Cost Trend Rates.

Health care cost trend rates apply to expected claims, premiums and retiree contributions:

Year	Pre-Medicare	Post-Medicare
2024	7.000%	5.750%
2025	6.750%	5.625%
2026	6.500%	5.500%
2027	6.250%	5.375%
2028	6.000%	5.250%
2029	5.750%	5.125%
2030	5.500%	5.000%
2031	5.250%	4.875%
2032	5.000%	4.750%
2033	4.750%	4.625%
2034+	4.500%	4.500%

Census Data.

The active, deferred vested and retiree census were provided by the Fund.

Actuarial Cost Method.

The entry age actuarial cost as a percentage of earnings was used.

Amortization Method.

30 years open, level dollar.

Assets.

The valuation assumes FPEABF or the District has not set aside any assets to prefund its retiree medical liabilities.



APPENDIX E
SUMMARY OF ACTUARIAL ASSUMPTIONS AND METHODS FOR
RETIREE HEALTH CARE PLAN
(continued)

Retiree Drug Subsidy and Employer Group Waiver Plan.

FPEABF will no longer be receiving the Retiree Drug Subsidy due to their switch to an EGWP plan effective January 1, 2017. Per capita claims costs for fiscal year 2024 include approximately 31% savings due to drug rebates and EGWP subsidies.

IBNR.

The calculations do not include any explicit amount for incurred but not reported claims (IBNR).

Miscellaneous.

The valuation was prepared on an on-going plan basis. This assumption does not imply that an obligation to continue the plan actually exists.

Federal Legislation.

The impacts of the Affordable Care Act (ACA) and the Inflation Reduction Act (IRA) were addressed in this valuation. Review of the ACA information currently available did not identify any specific provisions of the legislation that are anticipated to directly impact results at this time other than plan design features and fees currently mandated and incorporated in the plan designs, which are included in the current baseline claims costs and trend assumption. For the IRA, in anticipation of 2025 Medicare Part D redesign, we did not make any explicit changes to the trend assumption from 2024 to 2025, but continued monitoring of the impact of both acts and other legislation, if applicable, on the Plan's liability will be required.

COVID-19.

The impact of the COVID-19 pandemic was considered in this valuation; however, no changes were incorporated at this time due to the level of uncertainty regarding the impact on both plan costs and contribution levels going forward. Given the uncertainty regarding COVID-19 (e.g., the impact of routine care being deferred, direct COVID-19 treatment and prevention costs, changes in contribution and budget projections), continued monitoring of the impact on the Plan's liability will be required.

Benefits Not Valued.

On May 21, 2020, the Levin case was decided in the plaintiff's favor. As of the date of the report, a minimal number have enrolled in FPEABF and CEABF retiree health care plan as a result of the Levin case. Given the limited amount of elections, we have not included additional cost impact of the Levin case beyond those in the census data submitted for the valuation.



**APPENDIX F
SUMMARY OF LEGISLATIVE CHANGES**

1982 Session

SB 1147

- Actuarial reporting to Insurance Department and Pension Laws Commission. Actuarial statements prepared by a qualified actuary for plan years ending after December 31, 1984 including actuarial present value of credited projected benefits.

SB 1452

- Allows a participant who served as Village Trustee and was not then eligible to participate in the IMRF for such service, to obtain credit in this fund by making the required contributions. Four-year maximum credit.

SB 1579

- Permitted investment list moved to general section of the statute. Expanded fiduciary standards, prohibited transactions, civil action may be brought by Attorney General or by a participant.

HB 2286

- Deputy Sheriff may elect between January 1, 1983 and January 15, 1983 to transfer credit to this Fund from the State Employees' Retirement System.

1983 Session

SB 22

- Delegation of investment authority restrictions.

HB 514

- 10% prudent person investment category.
- 10% increase in spouse benefits to spouses receiving benefits as of January 1, 1984.
- Immediate participation rather than after 1 year of service.
- Refunds if off the payroll at least 30 days.
- Money purchase annuity for Forest Preserve District Sheriffs service not counted for Sheriff Formula.
- Elected sheriff may be covered by Sheriff Formula with contributions.



APPENDIX F
SUMMARY OF LEGISLATIVE CHANGES
(continued)

HB 637

- Allows an active member of the General Assembly to establish credit in this fund for time for which he or she could have elected to participate with interest at 6% and to transfer credits to the Park Fund.

1984 Session

- No legislative changes.

1985 Session

HB 17

- For withdrawals on or after July 1, 1985, 10 year vesting formula (for employee minimum and spouse minimum annuity) providing the employee 2% of final average earnings for each year of service reduced 0.5% (for ages 55-60) for each month under age 60 (but no reduction with at least 30 years of service). Spouse minimum amount is 50% of the employee's amount at retirement (reduced 0.5% for each month the spouse is under age 60) but not less than 10% of the final average earnings.
- Unisex money purchase factors for widows/widowers.
- Disability provisions extended to 70 in certain cases.
- Sheriff formula for withdrawals after December 31, 1985 after having attained age 50 in service with 20 or more years of service of 50% of 4 year average earnings plus 2% for each year or fraction of service over 20.
- Changes in the reversionary annuity provisions.
- Optional plan of 3% contributions for 1% optional benefit per year of service. Provisions for payment of past service with interest. Provisions expire July 1, 1990. Such plan, if elected by a member, would require a 3% of salary contribution (with interest for past service) and would produce an additional 1% per year of service benefit and would increase the employee annuity, post-retirement increase and spouse annuity. Membership in this plan is optional and as such, it is possible to delay election to just prior to retirement.

1986 Session

HB 2630

- Allows for a member of a Forest Preserve District police department to establish service credit for approved leaves of absence without pay, during which the employee served as head of an employee association consisting of other police officers by making the required contributions.
- Allows for the use of service of less than one year for calculating reciprocal annuities in the case of employees who transfer or are transferred as a class from one participating system to another.



APPENDIX F
SUMMARY OF LEGISLATIVE CHANGES
(continued)

HB 2715

- For withdrawals after January 1, 1988, and for employees with at least 10 years of service and age 50, the minimum formula annuity is increased to 2.2% of the Final Average Salary for each of the first 20 years of service and 2.4% for each year thereafter, not to exceed the maximum of 80% of Final Average Salary. For retirement between age 50 (new minimum retirement age) and age 60, the annuity thus computed will be reduced 0.5% for each month the employee is under age 60 unless the employee has 30 or more years of service in which case no reduction will apply.
- The surviving spouse of an employee who retires on or after January 1, 1988, with at least 10 years of service is entitled to 50% of the annuity including increases that the deceased annuitant was receiving as of his or her date of death. Such annuity to be reduced 0.5% for each month the surviving spouse is under age 60 at the date of the annuitant's death.
- Effective January 1, 1988, any child's annuity being paid shall be increased from \$140 per month to 10% of the employee's salary at the date of death provided that the increased annuity would be greater than \$140 per month, subject to Statutory maximums.
- Effective January 1, 1987, the maximum age conditions for any disability are removed for employees whose disability continued past that date.
- A Deputy Sheriff with at least 15 years of service as a Deputy Sheriff can receive credit under the Police formula for other Cook County service by electing to pay an additional contribution prior to retirement. In addition, any Police Officer who has rendered at least 20 years of service and who separates from service prior to age 50 and does not withdraw his or her contributions can apply for pension benefits at age 50 without returning to duty.
- Effective July 1, 1988, all employee and surviving spouse annuitants will receive a one-time increase. Such increase to be an additional 1% for each full year that the annuitant has received benefits as of July 1, 1988.
- An alternative plan for elected officials of 3% of the Final Average Salary for the first 8 years, 4% for the next 4 years and 5% thereafter, subject to the maximum of 80%, is available. The elected official must contribute an additional 3% of salary to receive these benefits.
- Effective December 1, 1988, the Retirement Board will be increased from 5 to 7 Trustees. One annuitant Trustee to be elected for a 3 year term by those persons receiving annuity or disability benefits and 1 Forest Preserve District Trustee to be elected by the Forest Preserve District contributors for a term of 3 years beginning December 1, 1988.

1988 Session

- No legislative changes

1989 Session**SB 95**

- Allows active members of the General Assembly to transfer credits and creditable service established in the Fund to a Fund established under Article 5 of the Pension Code.



APPENDIX F
SUMMARY OF LEGISLATIVE CHANGES
(continued)

- For withdrawals on or after July 1, 1985, provides that for employees with at least 30 years of service, no reduction for age less than 60 will apply for the spouse annuity.

SB 1096

- Extends the Optional Plan of benefits from the original expiration date of July 1, 1990 to July 1, 1992.

HB 332

- Signed August 23, 1989.
- Eliminated age-related discriminatory provisions as required by Federal law or regulations.
- Provided for age discrimination changes effective January 1, 1988 to eliminate age 65 requirements for marriage in service and children's benefits, provided contributions after age 65 for spouse benefits, provided employee accumulation annuities be computed after age 70, provided employee and spouse accumulation annuities not be "fixed" at age 65, provided no age 70 restriction on disability benefits, provided for active members over age 65 that their accounts be "unfixed" and accumulate interest until the date of withdrawal, and provided that there be no age 70 membership limitation and removed the permitted "no spouse" refund at age 65.
- Provides that for employees retiring after January 1, 1988, but before age 55, Section 20-131 shall not apply; therefore, they are not entitled to the alternative formula set forth in Section 20-122 repealed in 1975.

HB 158

- Provides for payment by the Fund of 50% of the health care premiums for annuitants who participate in any of the Forest Preserve District's health care programs beginning January 1, 1990 and ending December 31, 1993, subject to the following maximums:

Single coverage, no Medicare	\$130.00 per month
Single coverage, with Medicare	39.00 per month
Annuitant + 1 family member, no Medicare	212.00 per month
Annuitant + 1 family member. 1 with Medicare	168.00 per month
Annuitant + 1 family member, both with Medicare	78.00 per month
Annuitant + 2 or more family members, no Medicare	280.00 per month



**APPENDIX F
SUMMARY OF LEGISLATIVE CHANGES
(continued)**

1990 Session

SB 1951

- Signed January 14, 1991.
- Raises the maximum annuity for a Deputy Sheriff from 75% of final average salary to 80% of final average salary.
- Provides for a revised table to be used for reversionary annuities to allow for the younger age 50 retirement approved in previous legislation.
- Allows for the refund of the additional 0.5% contributions that are paid by a Deputy Sheriff for the special Sheriff's formula to be refunded if the regular formula is used to calculate the employee annuity at the time of retirement. The refund, if given, is to include the interest as well as the 0.5% contributions.
- In the case where an employee who is disabled and cannot return to work after all his/her disability credit has expired, and chooses the option to pay for up to one additional year of service under Section 9-174, this additional service will not affect the resignation date for annuity purposes.
- Provides for employees who retire on or after November 1, 1990, any accumulated vacation paid out in a lump-sum at the time of retirement will not affect the employees' withdrawal date for purposes of annuity. Any service will be granted and used for annuity purposes, but the final average salary will not include the salary for any vacation paid out.

SB 136

- Amends Chapter 120, Paragraph 671 of the Revenue Act to provide for a separate listing on the tax bill of the dollar amount of tax due from the person assessed which is allocable to a tax levied under the Illinois Pension Code, or any other tax levied by a municipality or township for public pension or retirement purposes. Effective January 1, 1990.



APPENDIX F
SUMMARY OF LEGISLATIVE CHANGES
(continued)

1991 Session

HB 971

- Signed November 19, 1991.
- Early Retirement Window for employees attaining age 55 prior to withdrawal and withdrawing on or after January 1, 1992, but before December 31, 1992, the service requirement for minimum formula annuity is reduced to 5 years. In addition, for the same period above, the age discount for retirement prior to age 60 is reduced to 0.25% per month under age 60 at retirement. The widow(er)'s annuity for the above early retirement window is 50% of the employee's annuity reduced by 0.5% for each month the widow(er) is under the age 60 at the time of the employee's death.
- Provides that the 3% annuity increase will begin on January 1st following the first anniversary of retirement for employees who retired with 30 or more years of service and were under age 60 at retirement.
- Extends the Optional Plan of Benefits for an additional 5 years to July 1, 1997.
- Allows for an employee to make contributions and receive service credit for any unused accumulated sick leave up to 180 days, at retirement.
- Employees may now discontinue making contributions to the Pension Fund after 35 (previously 42) years of contributing service upon notification to the Retirement Board at least 60 days before the deductions cease.
- For widow(er)s of employees or annuitants who die after November 19, 1991, the maximum limit on the spouse annuity is removed provided that the employee was at least 60 with at least 20 years of service or also if retirement occurred on or after January 1, 1982, at age 65 or over with at least 10 years of service for retirements.
- For widow(er)s of employees who retired on or after January 1, 1984, but before July 1, 1985, with at least 30 years of service, the annuity is 50% of the employee's annuity as of the date of retirement with no discount for under age 60.
- Beginning with retirements or deaths on January 1, 1992, with at least 10 years of service, the age discount for a widow(er)'s annuity will be 0.5% for each month the widow(er) is under age 55 at the date of the employee's death. This is reduced from age 60 for prior deaths or retirements.
- Beginning on November 19, 1991, provides for a \$1,000.00 death benefit payable upon the death of employee or annuitant to the employee's designated beneficiary, or to the employee's estate if no beneficiary has been named.
- Beginning December 1, 1991, the Fund may pay, on behalf of each of the Fund's annuitants who choose to participate in any of the Forest Preserve District's health care plans, all or any portion of the total health care premium (including coverage for other family members) due from each such annuitant.
- Allows the annuitant to authorize the withholding of dues from annuity checks for certain labor organizations.



APPENDIX F
SUMMARY OF LEGISLATIVE CHANGES
(continued)

- Allows participation for all employees with at least one month of service.
- Provides for a repayment of contributions and transfer of service from the General Assembly and for former members of the General Assembly through February 1, 1993.
- Grants the authority to rent or lease office space to the Board of Trustees when deemed desirable for the purposes of the Fund.
- Allows the Pension Fund to withhold contributions to a labor organization from annuity checks provided that at least 100 annuitants authorize withholdings from their checks.
- Provides for the repayment of contributions by former members of the Forest Preserve District Police who were the head of an employee association, to include both the employee and employer shares.

1992 Session

SB 1770

- Signed September 16, 1992.
- Early Retirement Incentive
- Provides an extra 1% per year of Forest Preserve District service, up to 10 maximum, times the final four year average salary for those eligible employees. There is no cost to the employee. The age discount from age 55 to 60 is eliminated if eligible.
- Eligible if a contributing member on May 1, 1992 and:
 - Retires on or after December 1, 1992 and on or before May 29, 1993;
 - Attains age 55 or more on or before the date of retirement; and
 - Has at least 10 years of creditable service.

1993 Session

SB 1650

- Signed January 26, 1993.
- Provides that the 3% annuity increase will begin no later than January 1, 1993 for employees who retire before age 60 before January 1, 1991 with at least 30 years of service.
- For widow(er)s of annuitants who die on or after January 1, 1993, the widow(er)'s annuity shall be 50% of employee's retirement annuity at death discounted 0.5% per month the widow(er)'s age is less than 55, except if the employee had 30 years of service.
- Allows an employee with 25 years of service to pay for up to 2 years of military service, whether or not followed by Forest Preserve District service.
- Two year minimum subsequent service is changed to six months for employees who apply to repay a refund between January 1, 1993 and March 1, 1993.
- Employees may transfer to Forest Preserve District up to 10 years with Municipal or Laborers' until March 1 1993.
- Allows for transfer of Forest Preserve District service credit to Judges.



**APPENDIX F
SUMMARY OF LEGISLATIVE CHANGES
(continued)**

- Allows a State Policeman to transfer all or some of his service with Forest Preserve District Police to State Employees Retirement System until July 1, 1993 and reinstate service credit terminated by a refund by paying 6% compounded annually until July 1, 1993.
- Former members of Forest Preserve District Police who retire January 1, 1993 to March 1, 1993 do not have to pay employer contribution for periods served as head of an employee association.

1994 Session

- No legislative changes.

1995 Session

SB 114

- Approved July 14, 1995.
- The amount of earnings that may be taken into account by any retirement system is limited to the maximum dollar limitation specified in Section 401(a)(17) of the Internal Revenue Code, except for persons who became participants before 1996.
- Allows for active participants employed by the Cook County State's Attorney's office on January 1, 1995 to transfer to this Fund credits accumulated under a pension fund established under Article 5 of this Code and to transfer said credits from said fund to the County Employees' and Officers' Annuity and Benefit Fund upon payment of both employee and employer contributions with 6% interest to the County Employees' and Officers' Annuity and Benefit Fund.
- The Fund is authorized to make certain involuntary distributions required by Section 401(a)(9) of the Internal Revenue Code.

SB 424

- Approved July 7, 1995.
- The Pension Laws Commission was created as a legislative support services agency.

1996 Session

SB 1456

- Approved August 9, 1996.
- Any chief of the Forest Preserve District Police Department or undersheriff of the Forest Preserve District Sheriffs Department may elect to be included as a deputy sheriff.



APPENDIX F
SUMMARY OF LEGISLATIVE CHANGES
(continued)

1997 Session

HB 313

- Signed June 27, 1997.
- Change Forest Preserve District size necessary for fund creation to 3,000,000 from the previously required 500,000.
- As of January 1, 1998 the automatic annual increase for employee and spouse annuitants changed to 3% compounded for all past, current, and future annuitants, regardless of the effective date of the annuity. Term annuities are not eligible for the automatic annual increase.
- Early Retirement Incentive
- Provides an extra 1% per year of Forest Preserve District service, up to 10 maximum, times the final four year average salary for those eligible employees. There is no cost to the employee. The age discount from age 55 to 60 is eliminated if eligible.
- Eligible if a contributing member on May 1, 1997 and:
 - Retires on or after September 1, 1997 and on or before February 28, 1998;
 - Attains age 55 or more on or before the date of retirement; and
 - Has at least 10 years of creditable service.
- Effective January 1, 1998 all widow(er) annuitants will have their annuities increased by 3% and will receive the automatic increase of 3% compounded annually. Those widow(er) annuitants receiving a Term annuity will not be eligible for the automatic annual increase.
- Extends the Optional Plan of benefits to July 1, 2002.
- Allows members of the Cook County police department to transfer their service into the Policemen's fund until July 1, 1998. and to reinstate service credit terminated by a refund by paying 6% compounded annually.
- Allows members of the fund with at least 20 years of service credit to make contributions, until June 1, 1998, into the fund based on CTA compensation and creditable service is granted for this period for up to 10 years of service credit.

1998 Session

- Effective July 1, 1999, Public Act 90-731, allows an alternate payee (former spouse, child, or dependent) designated in a Qualified Domestic Relations Order to receive all or a specified portion of a member's retirement benefits or refund otherwise payable to the member.

1999 Session

- No legislative changes.

2000 Session

- Passed Public Act 87-1130, which removes the remarriage penalty. Effective September 6, 2000 widow annuities will no longer be ceased due to their remarriage.



APPENDIX F
SUMMARY OF LEGISLATIVE CHANGES
(continued)

2001 Session

SB 479

- Public Act 92-0066 approved July 12, 2001
- Beginning December 1, 2001 the Retirement Board will be increased from 7 to 9 Trustees adding one elected Cook County Annuitant Trustee and one elected Forest Preserve Annuitant Trustee.

2002 Session

HB 5168

- Signed June 28, 2002.
- Contractual service to the Retirement Board, of at least 5 years, can be purchased as creditable service in the fund for up to 10 years of services by making a written application to the board before July 1, 2003. A person who establishes such credit may, at the same time, reinstate credit in the Fund and repay a refund without a return to service.
- An employee, who withdraws on or after July 1, 1996 but before August 1, 1996, at age 55 or over with 8 or more years of service, may elect to receive a minimum formula annuity equal to 2.2% of the Final Average Salary for each of the first 20 years of service and 2.4% for each year thereafter, not to exceed the maximum of 80% of Final Average Salary. There will be an age discount of 0.25% for each month that the employee is under the age of 60, unless the employee has at least 30 years of service.
- For withdrawals after June 30, 2002, with at least 10 years of service and age 50. the minimum formula annuity is increased to 2.4% of the Final Average Salary for each year of service, not to exceed the maximum of 80% of Final Average Salary.
- Early Retirement Incentive
- Provides an extra 1% per year of Forest Preserve District service, up to 10 maximum, times the highest consecutive four year average salary in the last 10 years of service for those eligible employees. There is no cost to the employee. The age discount for attained age under 60 is eliminated if eligible.
- Eligible if a contributing member on January 1, 2001 and:
- Retires on or after November 30, 2002 and on or before March 31, 2003;
- Attains age 50 or more on or before the date of retirement; and
- Has at least 20 years of creditable service in the Fund.
- For widow(er)s of annuitants who die in service or after July 1, 2002, or has at least 10 years of service and dies on or after July 1, 2002 while receiving an annuity, the widow(er)'s annuity shall be 65% of employee's retirement annuity at death discounted 0.5% per month the widow(er)'s age is less than 55, except if the employee had 30 years of service.
- For widow(er)s of annuitants who were not married at the time of retirement, but married after retirement for at least one year prior to annuitant's death, the widow(er) will be eligible for an annuity if the refunded contributions for a widow(er)s annuity are repaid, plus interest at the rate of 6% per year. (The Pension Fund Board has received a legal opinion that has interpreted this to include the current widow(er). The legal opinion was that, since in these instances no refund of spouse contributions was made, there is no payment due from the widow.)
- Extends the Optional Plan of benefits to July 1, 2005.



**APPENDIX F
SUMMARY OF LEGISLATIVE CHANGES
(continued)**

2003 Session

- No legislative changes.

2004 Session

- No legislative changes.

2005 Session

SB 1446

- Made certain changes to the provisions relating to QILDRO, effective July 1, 2006. It makes an alternate payee entitled to receive death benefits and allows the alternate payee to receive a percentage of the employee's retirement benefits (instead of only a fixed dollar amount).
- Public Act 94-0079, prohibits Illinois public pension funds from investing or depositing in entities doing business in or with the government of Sudan.

2006 Session

- No legislative changes.

2007 Session

HB 49

- Public Act 95-279, effective January 1, 2008.
- Provides that legally adopted children shall be entitled to the same benefits as other children, and no child's or survivor's benefit shall be disallowed because the child is an adopted child.

HB 3578

- Public Act 95-0654, effective January 1, 2008.
- Eliminated the alternative formula for Forest Preserve District officers elected after January 1, 2008.



APPENDIX F
SUMMARY OF LEGISLATIVE CHANGES
(continued)

SB 377

- Signed into law on August 23, 2007 as Public Act 95-0369.
- Provided that members who were in active employee status on December 31, 2006, applies for a refund of contributions between the dates of August 23, 2007 and October 7, 2007, and resigns their position between August 23, 2007 and October 22, 2007, shall be entitled to receive a one-time lump sum retirement cancellation payment equal to the member's accumulated contributions with interest, multiplied by 1.5, in lieu of any retirement annuity or other benefit provided by the fund. An employee who receives a retirement cancellation payment may not be rehired until after being out of service for at least 365 days. A person who has received an alternative retirement cancellation payment and who returns to service under the Fund must repay the regular refund with interest at 3% per year and the 50% enhancement payment with interest at 6% per year.
- Eliminated the requirement to maintain various reserve accounts no longer needed for the administration of the fund.

SB 1380

- Signed into law on August 28, 2007 as Public Act 95-0504.
- Provides that for 6 months from the effective date, an employee may transfer to this Fund up to 6 years of creditable service accumulated under Article 3 of the Pension Code upon payment to this Fund of the amount of employee and employer contribution that would have been required if the employee had participated in this Fund during the period for which credits is being transferred plus interest at the rate of 6% per year.

2008 Session**SB 2520**

- Public Act 95-1036, effective February 17, 2009.
- Provides that duty disability and child's disability benefits shall not be allowed unless application therefor is made while the disability exists; except that this limitation does not apply if the Board finds that there was reasonable cause for delay in filing the application while the disability existed. Provides that this is intended to be a restatement and clarification of existing law and does not imply that application for a duty disability benefit made after the disability had ceased, without a finding of reasonable cause, was previously allowed under this Article.
- Provides that (i) before any action may be taken by the Board of Trustees on an application for duty disability benefit or widow's compensation or supplemental benefit, the related applicant must file a timely claim under the Workers' Compensation Act or the Workers' Occupational Diseases Act, as applicable, to establish that the disability or death resulted from an injury incurred in the performance of an act or acts of duty, and the applicant must receive compensation or payment from the claim or the claim must otherwise be finally adjudicated and (ii) with respect to duty disability, satisfactory proof must be provided to the Board that the final adjudication of the claim established that the disability or death resulted from an injury incurred in the performance of an act or acts of duty.



APPENDIX F
SUMMARY OF LEGISLATIVE CHANGES
(continued)

- Amends the Cook County Forest Preserve Article of the Illinois Pension Code. Adds a provision imposing forfeiture of benefits upon conviction of a felony arising out of or in connection with the member's employment.

2009 Session

SB 0364

- Public Act 96-0006 effective April 3, 2009.
- Requires Board members to file a verified written statement of economic interest annually with the office of the Clerk of Cook County.
- Requires the Board to adopt a policy that sets quantifiable utilization goals for the management of assets in specific asset classes for emerging investment managers. Goals shall be separated by minority ownership, female ownership, and person with a disability ownership.
- Requires that if at least one emerging firm meets criteria of search process, at least one shall be invited to present to the Board for final consideration.
- Requires the Board to adopt a policy that sets forth goals for increasing the racial, ethnic, and gender diversity of its fiduciaries, including its consultants and senior staff.
- Requires the Board to adopt a policy that sets forth goals for utilization of WMDBE firms for all contracts and services, based on the percentage of total dollar amounts of all contracts let.
- Requires the Board to adopt a policy that sets forth goals for increasing the utilization of minority broker-dealers.
- Requires an annual report to the Governor and General Assembly on the utilization of "emerging firms" as defined by Article 1 of the Pension Code.
- Requires the Board to award all contracts for investment services using a competitive process that is substantially similar to the process required for the procurement of professional services under Article 35 of the Illinois Procurement Code. Requires the Board to adopt a procurement policy which will be posted on the Fund's website and filed with the Illinois Procurement Policy Board.
- Provides that a person may not act as a consultant or investment adviser unless that person is registered as an investment adviser or bank under the federal Investment Advisers Act of 1940.
- Requires investment contracts between the Retirement Board and investment service providers to include certain required information.
- Provides consultant contracts cannot exceed five years in duration; however, incumbent consultants may compete for new contracts.
- Requires investment consultants and advisers to disclose all direct and indirect fees, commissions, penalties, and other compensation paid by or on behalf of the investment consultant or adviser in connection with the services provided.
- Requires that a description of every contract let for investment services be posted on the website, including name of entity awarded the contract, amount of contract, total fees paid, and disclosure describing the factors that contributed to the selection.



APPENDIX F
SUMMARY OF LEGISLATIVE CHANGES
(continued)

- Requires the Fund to maintain a website that shall include standard investment reporting, a copy of relevant Board policies, a listing of investment consultants and managers, a notification of any requests for investment services, and the names and e-mail addresses of Board members, Fund directors, and senior staff.
- Requires Board members to attend at least eight hours of ethics training per year and requires each Board to annually certify its member's compliance and submit an annual certification to the Division of Insurance of the Department of Financial and Professional Regulation.
- Prohibits any Fund trustee or employee or their spouses or immediate family living with them to intentionally solicit or accept any gift from any prohibited source as prescribed in Article 10 of the State Officials and Employees Ethics Act, including educational materials and missions and travel expenses for discussing Fund business.
- Provides that any person who knowingly makes any false statement or falsifies or permits falsifying any record of the pension fund in an attempt to defraud is guilty of a Class 3 felony.
- Provides that no person or entity shall retain a person or entity to influence the outcome of an investment decision or the procurement of investment advice to a pension fund for compensation, contingent upon the decision of the Board.
- Requires approval for travel or education mission expense of a Trustee by a majority of the Board prior to mission.

SB 0189

- Public Act 96-0542 effective August 17, 2009.
- Amends the Open Meetings Act and the Freedom of Information Act.

2010 Session

SB 1946 and SB 550

- Public Acts 96-0889, effective April 14, 2010, added 5/1-160 and Public Act 96-1490, effective December 30, 2010, made technical changes 5/1-160. These acts created a 2nd Tier of benefits for all reciprocal systems of the Pension Code.
- Members first participating in any reciprocal fund, except Judges and GARS, on or after January 1, 2011 will be Tier 2 members.
- Tier 2 members will have their salary capped at \$106,800 for all purposes. The amount of the cap is subject to increase annually at the lesser of 1/2 of the change in CPI-U or 3%. If the change in CPI-U is zero or negative, the cap will not change.
- Tier 2 member's Final Average Salary (FAS) used in annuity benefit calculations will be based on the highest consecutive 96 months in the last 10 years.
- Tier 2 members will not be able to receive an unreduced retirement annuity until age 67 and the earliest they can receive any retirement annuity is age 62. Annuities payable before age 67 are reduced 1/22% for each full month under 67 regardless of service. Tier 2 members must have at least 10 years of service to qualify for a retirement annuity.



APPENDIX F
SUMMARY OF LEGISLATIVE CHANGES
(continued)

- Tier 2 members will not be able to receive a COLA until the January 1 following their 67th birthday or following the 1 year anniversary of retirement, whichever is later. The COLA will not be compounded and will be the lesser of 1/2 the change in CPI-U or 3%. If the change in CPI-U is zero or negative, there will be no increase.
- The Tier 2 surviving spouse annuity will be 66-2/3% of the member's retirement annuity at death. If the member is not retired, it is 66-2/3% of the member's earned retirement annuity.
- The Tier 2 COLA for a surviving spouse annuity will begin the January 1 following the member's death if the member was retired. If the member was not retired it will begin on the January 1 following the 1 year anniversary of the member's death. The COLA will not be compounded and will be the lesser of the 1/2 change in CPI-U or 3%. If the change in CPI-U is zero or negative, there will be no increase.
- Tier 2 members receiving a retirement annuity will have their annuity suspended if they go to work on a full time basis with any reciprocal fund except Judges and GARS.
- There was no change in the member's benefit accrual percentage (2.4% per year) or the employee or employer contributions.

HB 4644

- Public Act 96-0961 effective July 2, 2010 added 5/9-128.2 allows elected officials to establish earnings credit for the amount of stipend that was not received.
- Member must pay employee contributions and employer's normal cost on the stipend not received and actuarially assumed interest. Payment must be received by January 2, 2011.

2011 Session

SB 1716

- Public Act 96-1513 effective June 1, 2011 allows 2 unmarried people to enter into a Civil Union. Partners of a Civil Union are to be treated the same as a spouse in the State of Illinois.
- The Fund will now grant spouse annuity benefits to a partner of a Civil Union and annuitants can cover their Civil Union partners under the Fund's Health Benefit plan. A Civil Union certificate will be treated as the equivalent to a Marriage certificate.

SB 1672

- Public Act 97-0530 effective August 23, 2011 requires all Funds to comply with the Federal H.E.A.R.T. Act of 2008.
- Public Act 97-0609 effective January 1, 2012 amends 5/1-160(h) stating members that first become participants on or after the effective date will have their retirement annuity suspended if they return to work for the employer on a contractual basis.
- The member is required to notify the Fund prior to accepting the contractual employment.



APPENDIX F
SUMMARY OF LEGISLATIVE CHANGES
(continued)

HB 1670

- Public Act 97-0504 effective January 1, 2012 amends the Open Meetings Act to require elected or appointed members of public bodies to take electronic training by the Attorney General's Public Access Counselor. Training must be completed by the end of 2012. Members that are elected or appointed after January 1, 2012 must complete the training within 90 days of taking the oath or assuming the responsibilities of the position.

HB 3813

- Public Act 97-0651 effective January 5, 2012 amends Article 1 in regards to Fraud and Fiduciary Liability.
- Requires fiduciaries to report reasonable suspicion of false statements. The Board of Trustees must report reasonable suspicion of false statements to the State's Attorney.

- The Act also amends 5/9-219 requiring sheriff police and correction officers that purchase service while on approved leave to represent a labor organization to remain in sworn status during the leave to be eligible to purchase service credit.

2012 Session

HB 3969

- Public Act 97-0967 effective August 16, 2012 amends Article 1 adding 5/1-166 which requires an employer to pay GARS for any additional liability created from a reciprocal retirement if the retiree's FAS is higher than their highest GARS salary, and they were employed by the non-GARS agency for 2 years or less since leaving GARS.

2013 Session

SB 1921

- Public Act 98-0551 effective August 27, 2013 amends Article 9 adds 5/9-119.1, which defines "earned annuity" to clarify how the Fund should administer Tier 2 Spouse Annuity benefits.
- Adds 5/9-202.1 to allow images to be treated as original records.
- Amends 5/9-112 to simplify the definition of salary and spells out how salary is defined for determining Ordinary Disability benefits.

SB 1

- Public Act 98-0599 effective June 1, 2014 amends Article 9 sections 219 and 220 so that new employees starting on or after June 1, 2014 shall not receive credit for lump sum vacation time paid and will not be allowed to purchase unused sick time. Note: this Act was later overturned as unconstitutional by the Illinois Supreme Court on May 8, 2015.



**APPENDIX F
SUMMARY OF LEGISLATIVE CHANGES
(continued)**

2014 Session

SB 2809

- Public Act 98-1137 effective June 1, 2015 amends Article 5/1-115 to allow the Attorney General to bring a civil action to enjoin the payment of benefits to any person who is convicted of any felony relating to or arising out of or in connection with that person’s service as an employee under the Code.

2015 Session

SB 842

- Public Act 99-0008 effective July 1, 2015 creates Articles 5/9-184.5 and 5/10-107.5 which, if the County or Forest Preserve District fails to transmit the required contribution to the Fund, allows the IL State Comptroller to deduct the amount due from payments of State Funds due to the Employer and remit to the Fund.

SB 1334

- Public Act 99-0462 effective January 1, 2016 amends Article 5/1-109.1 to include aspirational goals for retirement systems to use emerging investment managers for not less than 20% of the total funds under management. It also sets aspirational goal that not less than 20% of investment advisors and other contracts to utilize businesses owned by minorities, females, and persons with disabilities as those terms are defined in the Business Enterprise from Minorities, Females, and Persons with Disabilities Act.

2016 Session

SB 2817

- Public Act 99-0578 effective July 15, 2016 adds Article 5/9-108.3 to define “In Service”.
- Amends 5/9-158 to clarify that a Board Appointed Physician is not necessary for certain maternity or duty disability claims.
- Amends 5/9-179.2 to close “Other Governmental Service” provision to new participants after July 14, 2016.
- Adds 5/9-241 to clarify the Board’s ability to correct any calculation errors.

HB 6030

- Public Act 99-0683 effective July 29, 2016 adds Article 5/1-140 to allow the Illinois Department of Vital Records to share death reporting information to pension systems in Illinois.



APPENDIX F
SUMMARY OF LEGISLATIVE CHANGES
(continued)

2017 Session

SB 42

- Public Act 100-0023 effective July 6, 2017 makes many changes to the pension code adding Tier 3 for new hires of the Chicago (Municipal and Laborers) and State (SERS, SURS, TRS) funds and Optional Tier 3 for Cook County and other local systems (Chicago Teachers and Chicago Park).
- Adds 5/1-162 which would allow the Cook County Board (Employer) to opt into a Tier 3 plan. If the plan is adopted by Employer ordinance, it would allow any future new hire to elect the current Tier 2 plan or the new Tier 3 plan.
- Section 1-162 gives the Employer the ability to opt into Tier 3. Changes will be effective the later of 7/1/2018 or the date the Board adopts an ordinance to adopt the changes. If adopted it would then impact any new hires after 6 months after the adoption date. The earliest impact would be for new hires on or after January 1, 2019.
- If adopted new hires after 1/1/2019 (or later depending on ordinance date) would have the option of the current Tier 2 benefit under Section 1-160 or the new hybrid plan established under Section 1-162.
- New hires must make an election of which plan within 30 days of becoming a participant. The Fund has an obligation to establish process for making this election and can adopt rules for participation.
- For those that elect the benefits under 1-162 the new Tier 3 benefit structure would be:
 - The Section establishes a Hybrid Defined Benefit(DB)/Defined Contribution(DC) plan
 - FAS would be an average of the last 120 months (10 years)
 - Salary shall not exceed the SS Wage Base
 - Retirement benefits can begin at age 67 (or normal retirement age determined by SSA but not earlier than age 67) if retiree has at least 10 years of service
 - Employees accrue 1.25% per year of service for DB plan
 - COLA begins on first anniversary of annuity start date, calculated based on ½ CPI-w
 - Survivor benefit is 66-2/3% of retiree annuity at death or earned annuity for death of employee
 - Employees contribute 6.2% to DB plan, but contribution cannot exceed normal cost of benefit
 - Fund establishes a DC plan
 - Employee contributes at least 4% of salary to DC plan
 - Employer contributes between 2% and 6% to DC plan after one year of employment. The contribution can vary by individual employee and employer contributions immediately vest into an employee's account.
 - Employee contributions are reduced to cover the cost of offering DC plan



APPENDIX F
SUMMARY OF LEGISLATIVE CHANGES
(continued)

SB 1714

- Public Act 100-0542 effective November 8, 2017 requires investment consultants to report annually to the Fund regarding search disclosures for MBE, WBE, and DBE.
- Requires annual disclosure of all compensation or economic opportunity received during the last 24 months from investment advisors retained by the Fund.
- Beginning January 1, 2018 no contract for consulting services shall be awarded by the board without first requiring the consultant to make the economic opportunity and the MBE, WBE, and DBE disclosures.

SB 402

- Public Act 100-0554 effective November 16, 2017 requires the Fund, as a lobbying entity, to have a sexual harassment policy.

SB 350

- Public Act 100-0334 effective August 25, 2017 amends 5/9-235 and 5/10-109 to provide that no benefits shall be paid to any person who otherwise would receive a survivor benefit who is convicted of a felony relating to the service of the employee from whom the benefit results.

2018 Session

SB 2578

- Public Act 100-0794 effective August 10, 2018 amends 5-9/228 to allow payments to be directed to a member's certified and licensed nursing home under limited conditions where they are legally disabled.
- The act requires the nursing home to notify the Fund in the event of the disabled member's death or any other relevant change in their status.

HB 4412

- Public Act 100-0902 effective August 17, 2018 amends 5-1/109.1(5) requires all Illinois pension funds to make best efforts to ensure the racial and ethnic makeup of its senior staff represents the racial and ethnic makeup of its membership.



APPENDIX F
SUMMARY OF LEGISLATIVE CHANGES
(continued)

2019 Session

HB 2071

- Public Act 101-0011 effective June 7, 2019 creates 5-9/179.4 to allow active participants to establish service credit and earnings credit for periods of furlough and/or salary reduction occurring between December 1, 2017 and November 30, 2018.
- The act requires the participant to apply in writing before December 31, 2019, not receive any remuneration from the county and pay to the Fund on an after-tax basis the employee contributions and the employer's normal cost (based on the December 31, 2018 actuarial valuation) plus compound interest based on the actuarially assumed rate.
- The participant must make the above payment while they are active participants and within 12 months after their application date.

HB 2460

- Public Act 101-0473 effective January 1, 2020 amends 5-1/113.6 to require funds' investment policy include a statement that material, relevant, and decision-useful sustainability factors (as provided under the Illinois Sustainable Investing Act) are considered by the board, within the bounds of financial and fiduciary prudence, in evaluating investment decisions.
- The Act creates 5-1-113.7 requires that every pension fund adopt a written investment policy and file a copy of that policy with the Department of Insurance within 30 days after its adoption whenever a board changes its policy.

SB 1264

- Public Act 101-0546 effective January 1, 2020 (Revised Uniform Unclaimed Property Act "RUUPA") creates 765 ILCS 1026/15-1505 to require funds to report to the Illinois Treasurer all property presumed abandoned by providing the name of the owner and any beneficiaries, the last known address, the Social Security number or taxpayer ID number, and the dollar amount.
- The funds shall not have to pay the presumed abandoned account balance to the IL Treasurer, only reporting the information is required.

2020 Session

SB 2135

- Public Act 101-0640 effective June 12, 2020 amends the Open Meetings Act (5 ILCS 120/7) to allow digital meetings with members allowed to be present and vote via audio or video conference as long as certain criteria is met including the verbatim recordings being made available to the public.
- The act allows remote witnessing and notarization (with the addition of 5 ILCS 175/95-20).



**APPENDIX F
SUMMARY OF LEGISLATIVE CHANGES
(continued)**

2021 Session

SB 1056

- Public Act 102-0210 effective July 30, 2021 amends 5/10-107 to allow the Forest Preserve District to use other lawfully available funds in lieu of the tax levy.
- Amends 5/9-158 to allow the board to use an acceptable physician and allow the board discretion to approve periods longer than 1 year of disability.
- Amends 5/14-110(h) to allow some state employees to transfer prior Cook County service to SERS if they were in certain County positions (Police officer, corrections officer, court services officer).

2022 Session

HB 1859

- Public Act 102-1131 signed by the Governor February 10, 2023 and effective June 1, 2023, amends 5/10-107 to increase the annual contribution to the Forest Preserve Fund beginning in 2024.
- For payment years 2024 through 2054 the Forest Preserve District’s required annual contribution to the Fund will be determined on an actuarial basis calculated annually to get the Forest Preserve pension liability to 100% by 2054.
- The methodology calls for 30 year layered amortization of unfunded actuarial accrued liability, using a 5-year smoothed actuarial value of assets with payments increasing at 2% per year.
- For payment years after 2055, the District’s required annual contribution to the Fund shall be the amount needed to bring the actuarial assets of the Fund up to 100% of the total actuarial liabilities.
- The minimum required employer contribution shall be submitted annually on or before July 31 unless another timeframe is agreed upon.

2023 Session

HB 2352

- Public Act 103-0529 signed by the Governor August 11, 2023 and effective immediately, amends 5/9-169 and add 5/9-169.2 to increase the annual contribution to the Cook County Fund beginning in 2024.
- For payment years 2024 through 2047 (continuing with a non-statutory “IGA” plan originally begun in 2017) Cook County’s required annual contribution to the Fund will be determined on an actuarial basis calculated annually to get the Cook County pension liability to 100% by 2047.
- The methodology calls for 30 year layered amortization of unfunded actuarial accrued liability, using a 5-year smoothed actuarial value of assets with payments increasing at 2% per year.
- The Tier 2 Salary maximum set under 5/1-160 is increased to the amount of the Social Security Wage Base.
- The eligibility to purchase up to 2 years of prior Military Service is expanded to all employees (previous limited to those with 25 years of service that were contributors as of January 1, 1993).



**APPENDIX F
SUMMARY OF LEGISLATIVE CHANGES
(continued)**

- The act adds 5/9-240 which requires the county shall be notified by June 14 of each year of the proposed costs for all or any payments allocated by the Fund for all or any portion of the total health premium paid by the Fund pursuant to Section 9-239.

SB 1646

- Public Act 103-0552 signed by the Governor August 11, 2023 and effective immediately, amends 5/9-161 to allow a retiree that works as a temporary election worker for Cook County for a period of 60 days or less during a calendar year is not subject to suspension of their retirement annuity.